



FULL LINE CATALOGUE

2023

TITAN INTERNATIONAL





OUR MISSION

When your business depends on the tools you use, you need to be able to count on the people who make them. Our relentless commitment to helping every professional painter be their best leads to better work, improved ROI and growing business.



All information contained in this brochure is based on the latest information available at the time of printing. Titan reserves the right to make changes at any time, without notice. Due to continuous innovation, specifications may progressively change. Contact one of our dependable sales reps or call our dedicated customer service team for more information.

FULL LINE CATALOGUE

TITAN INTERNATIONAL

01 FOCUS

The power of airless and the control of XVLP built into one versatile sprayer.

05 ELITE

Lightweight, petrol-powered sprayer, for small to medium sized jobs.

09 POWRLINER

A broad line of pavement and turf marking equipment for all size projects.

02 CAPSPRAY

Maximize productivity and profit with these lightweight, portable sprayers.

06 POWRBEAST

Heavy-duty direct immersion sprayer for large-scale jobs.

10 HELIX LP

Revolutionary low pressure system to spray both low or high pressure formulations.

03 COMPACT

The perfect Entry Level unit for professional painters seeking a very reliable and versatile sprayer.

07 POWRTWIN

For large scale residential, commercial and industrial applications.

11 HELIX HP

The Helix High Pressure pumps provide unmatched accuracy and heating efficiency.

04 IMPACT

Durable electric airless sprayers built with smart features that make an Impact.

08 HYDRA X

Powerful high pressure sprayer with the pressure needed to spray the toughest coatings.

12 ACCESSORIES

Titan offers a full range of airless accessories for a full range of applications.

Contact one of our dependable Country Importer or call our dedicated customer service team for more information.

Visit us on the web at:

titantool-international.com

Service Department

Customer.Service-PF@wagner-group.com

ADDRESS

J. Wagner GmbH

Otto-Lilienthal-Str. 18

88677 Markdorf



FOCUS

With only one device you are able to spray paints, varnish and even stains. Quick and easy change of materials and paints in just one step. Optimally suited for small and medium sized projects up to 50 m².

While conventional HVLP devices are usually capable of working only with standard paints and varnishes, XVLP systems extend the scope of applications to high-viscosity paints and emulsions.

OUR PRODUCT HIGHLIGHTS

COMPACT

- Just one unit and a range of spray attachments allow you to achieve professional quality results with varnishes, standard paints, high-viscosity enamels and emulsions.

HIGH-PERFORMANCE

- The patent-pending Visco slot nozzle ensures particularly high quality atomisation. Perfect surface quality for satisfied customers, even with emulsion paints!

FAST

- High coverage for rapid results and quick and easy changes of material and colour in a single step. For improved productivity!.

CLEVER DESIGN

- The robust FinishControl units are equipped with a low-noise turbine with a Start/Stop feature and featuring an ergonomic design. For a reduced workload and a long service life.



FOCUS 500

Focus 500 puts the power of airless and the control of HVLP into one versatile sprayer creating the first multi-tool for painting professionals. The Focus advanced technology was developed for professionals who spray a variety of coatings with multiple applications. Just pull the trigger and your interior, exterior or

fine finishing project will finish with ease.



SPECIFICATIONS	FOCUS 500
Voltage	230 V~, 50 Hz
Power Consumption	700 W
Atomizing Output	220 W
Container Volume	1000 ml
Power cable	4 m
Weight	2.3 kg
Scope of delivery	Focus 500 Turbine, MultiFinish Spray Attachment, Transport Case, Carrying Straps
PART-NO.	2358454

FOCUS 700

With only one device you are able to spray paints, laquers and even stains. Quick and easy change of materials and paints in just one step. Optimally suited for small and medium sized projects up to 50 m².

10X THE LIFE

Of a hand held airless sprayer

QUICK-CHANGE SYSTEM

Change your coating or application on the fly. Change frontends and material with ease

HIGH PRODUCTIVITY

XVLP Spraying System has the productivity of an airless using a 413 tip

SLOT NOZZLE

Gives better atomization of high viscosity coating materials

WIDE PATTERN

Adjust your spray pattern from 1 to 14 inches and quickly change from a horizontal to vertical pattern with the turn of the nozzle



SPECIFICATIONS	FOCUS 700
Voltage	230 V~, 50 Hz
Power Consumption	1.4 kW
Atomizing Output	300 W
Container Volume	1000 ml
Air Hose	5 m
Power cable	4 m
Weight	8 kg
Scope of delivery	Focus 700 Turbine, MultiFinish Spray Attachment with 5 m Air Hose
PART-NO.	2335642



CAPSRPAY

The Capspray series is the closest you'll come to a turbine-powered paint brush. Featuring the only 6-stage turbine on the market, these HVLP paint sprayers are designed to combine next-level power and extreme agility with the ability to move freely throughout the job site. Here's what makes the Capspray an asset in tackling cabinets, trim, furniture, metal, and more.

The Capspray is a powerful and versatile turbine unit, spraying a wide range of coatings. Sprays stain up to finish quality latex emulsion. Rugged, portable and dependable as you would expect.



OUR PRODUCT HIGHLIGHTS

HIGH-PERFORMANCE AIR FILTERS

- ◆ Automotive-type air filter delivers clean atomizing air and a consistent fan pattern
- ◆ Quick-change dual filtration system requires no tools for both atomizing and cooling air
- ◆ Dirty filter warning light notifies you when it's time to change the air filter



FEATURING ONBOARD TOOLS

- ◆ Built-in cup gun holder
- ◆ Tool box for air caps and projector sets
- ◆ Dirty filter warning light



CAPSPRAY 105

Larger projects involving heavier-bodied coatings require the 5-stage power and long-term dependability of the Capspray 105, a solid – but remarkably lightweight – workhorse HVLP sprayer capable of atomizing thick latex or solvent-based paints, enamels or varnishes with little or no thinning. This is the

sprayer professionals use when projects expand or workshops fill with cabinets and furniture.

POWERFUL ATOMIZATION

Legendary power delivers the finest atomization for a superior finish

DIRTY FILTER WARNING LIGHT

Extend the life of your turbine and maintain maximum performance with clean filters

BUILT-IN GUN & CUP HOLDER

For added storage and portability

BUILT-IN TOOLBOX

For needles, nozzles, air caps and nozzle wrench

FIVE-STAGE TURBINE

XVLP Spraying System has the productivity of an airless using a 413 tip

DUAL AIR FILTRATION

Atomizing air has a pre-filter and automotive type air filter; turbine cooling air is also filtered

PRE-FILTER

On both atomizing air and cooling air sides.



SPECIFICATIONS	CAPSPRAY 105
Voltage	230 V~, 50/60 Hz
Max. current consumption	9.0 A
Power consumption	1.8 kW
Max. air ram pressure	21 000 RPM (0.55 bar RPM)
Weight	15 kg
Mains cable	3 m
Container capacity	1 l
Typical coating flow rate	0.35 l/min
Scope of delivery	Capspray 105 HVLP turbine, Maxum II HVLP Gun with Nozzle Set No. 4 (1.8 mm) and 9 m Air Hose
PART-NO.	276047





COMPACT

High performance airless spray system for residential and light commercial applications. Powerful motor coupled with double acting piston pump provides the performance required for a wide variety of applications.

This is the perfect Entry Level unit for professional painters seeking a very reliable and versatile sprayer.

COMPACT 190

For contractors who need portability, high performance and substantial capacity for monthly spraying in residential and light commercial applications. The double acting piston pump delivers even paint flow on both up and down strokes for a powerful and smooth operation.



SPECIFICATIONS	COMPACT 190
Max. Delivery	1.9 l/min
Max. Tip Size	0.019"
Max. Operating Pressure	200 bar / 20 MPa
Weight	18 kg
Engine / Motor	Electric Engine 800 W
Voltage	230 V ~ 50 Hz / 240 V ~ 50 Hz
Scope of delivery	Compact 190 base unit, RX-80 Gun, HEA Pro Tip 517, 15 m x 1/4" Airless hose
PART-NO.	2429263



IMPACT

These high-performance and heavy-duty electric airless paint sprayers are designed for sustained operation on a wide variety of projects, from a single room in a house to a warehouse or manufacturing facility. The Impact Series electric airless sprayers are durable with jobsite features that keep contractors spraying.

Business is demanding and you need the kind of performance you expect from Titan sprayers. It's time to invest in the extensive features and performance that will make a major IMPACT on your profit margin.

MAXIMIZE YOUR INVESTMENT WITH THE IMPACT SERIES.

FIELD SERVICEABLE FLUID SECTION

- 1-piece UHMWPE polyethylene packings and no cylinder to wear out.



DURALIFE BRUSHLESS HE MOTOR

- For Impact 540–1640
- Optimized for every tip size and every painter's technique.

AUTOOILER

- Standard on all 440 and larger models.
- Deliver oil to the packings with the push of a button.



QUAD + PACKINGS / PERMALIFE CYLINDER

- No wearable cylinder
- Self-adjusting/self compensating packings
- Deliver the longest life and lowest repair costs in the industry.




IMPACT



IMPACT 400


When it comes to getting powerful performance at an affordable price, nothing comes close to the Impact 400. Perfectly suited for residential, property maintenance and small commercial applications, the Impact 400 applies all paints, stains, standard primers, lacquers and architectural coatings with ease.



SPECIFICATIONS	IMPACT 400
Max. Delivery	2.0 l/min
Max. Tip Size	0.021"
Max. Operating Pressure	207 bar / 20.7 MPa
Max. Viscosity	20000 mPas
Weight	13.6 kg
Engine / Motor	Electric Engine 1.0 kW
Voltage	220~240 VAC, 50/60 Hz
Scope of delivery	Impact 400 base unit, Flexible Suction System, RX-80 Airless Gun, HEA Pro Tip 517, 15 m x 1/4" Airless hose
PART-NO.	0532034

IMPACT 440

Step up to the #1 selling sprayer in the industry, the Impact 440. The Impact 440 is ideally suited for residential, property maintenance and small commercial applications. This high performance electric airless sprayer will apply all standard architectural primers, paints and coatings efficiently.



SPECIFICATIONS	IMPACT 440
Max. Delivery	2.0 l/min
Max. Tip Size	0.023"
Max. Operating Pressure	221 bar / 22.1 MPa
Max. Viscosity	20000 mPas
Weight	18 kg
Engine / Motor	Electric Engine 1.035 kW
Voltage	220~240 VAC, 50/60 Hz
Scope of delivery	Impact 440 base unit, Flexible Suction System, RX 80 4-Finger Airless Gun, SC-6+ 517 Tip, 15 m x 1/4" Airless hose
PART-NO.	0532035A

IMPACT 540

The Impact 540 is a step-up performer designed for more extended use in residential, municipal, property maintenance, and small commercial applications where a greater degree of performance is required on a steady and consistent basis.

DEDICATED HOSE STORAGE

For tidy and compact transport and storage

ELECTRONIC PRESSURE CONTROL

With quick cleaning

RX-PRO AIRLESS GUN

For a superb spray surface. Light in weight with a long service life and an ergonomic design

DURALIFE BRUSHLESS HE MOTOR

Optimized for every tip size and every applicator's technique

AUTO OILER

Deliver oil from the reservoir to the packings with the push of a button

QUAD+ PACKINGS

Self-adjusting and self-compensating

PERMALIFE CYLINDER

Will never wear out

FULL-SIZED MANIFOLD FILTER

Filter handles more paint, preventing abrasives from reaching the gun tip



SPECIFICATIONS	IMPACT 540
Max. Delivery	2.3 l/min
Max. Tip Size	0.024"
Max. Operating Pressure	221 bar / 22.1 MPa
Max. Viscosity	20000 mPas
Weight	27.4 kg
Engine / Motor	Electric Engine 1.035 kW
Voltage	220~240 VAC, 50/60 Hz
Scope of delivery	Impact 540 base unit, RX-Pro Airless Gun, SC-6+ 517 Tip, 15 m x 1/4" Airless hose
PART-NO.	0532031

IMPACT 740

The Impact 740 is designed for extended, heavy-duty performance on larger residential and commercial projects. This is the sprayer contractors turn to when the time comes to enter the big leagues.

IMPACT

RX-PRO AIRLESS GUN

For a superb spray surface. Light in weight with a long service life and an ergonomic design

DEDICATED HOSE STORAGE

For tidy and compact transport and storage

AUTO OILER

Deliver oil from the reservoir to the packings with the push of a button

QUAD+ PACKINGS

Self-adjusting and self-compensating

PERMALIFE CYLINDER

Will never wear out

ELECTRONIC PRESSURE CONTROL

Consistent pressure. Zero deadband

DURALIFE BRUSHLESS HE MOTOR

Optimized for every tip size and every applicator's technique

EASY-LOAD CART

Clean back loads in and out of vehicles easily



SPECIFICATIONS	IMPACT 740
Max. Delivery	3.0 l/min
Max. Tip Size	0.029"
Max. Operating Pressure	221 bar / 22.1 MPa
Max. Viscosity	25000 mPas
Weight	44 kg
Engine / Motor	Electric Engine 1.725 kW
Voltage	220~240 VAC, 50/60 Hz
Scope of delivery	Impact 740 base unit, RX-Pro Airless Gun, SC-6+ 517 Tip, 15 m x 1/4" Airless hose
PART-NO.	0532032

IMPACT 1040

For big projects requiring large tip sizes or more than one spray gun operating from a single unit, you can rely on the power and performance of the Impact 1040. This workhorse is perfect for large residential, commercial and industrial applications where

speed and power are necessary to get the job done faster and with greater efficiency.

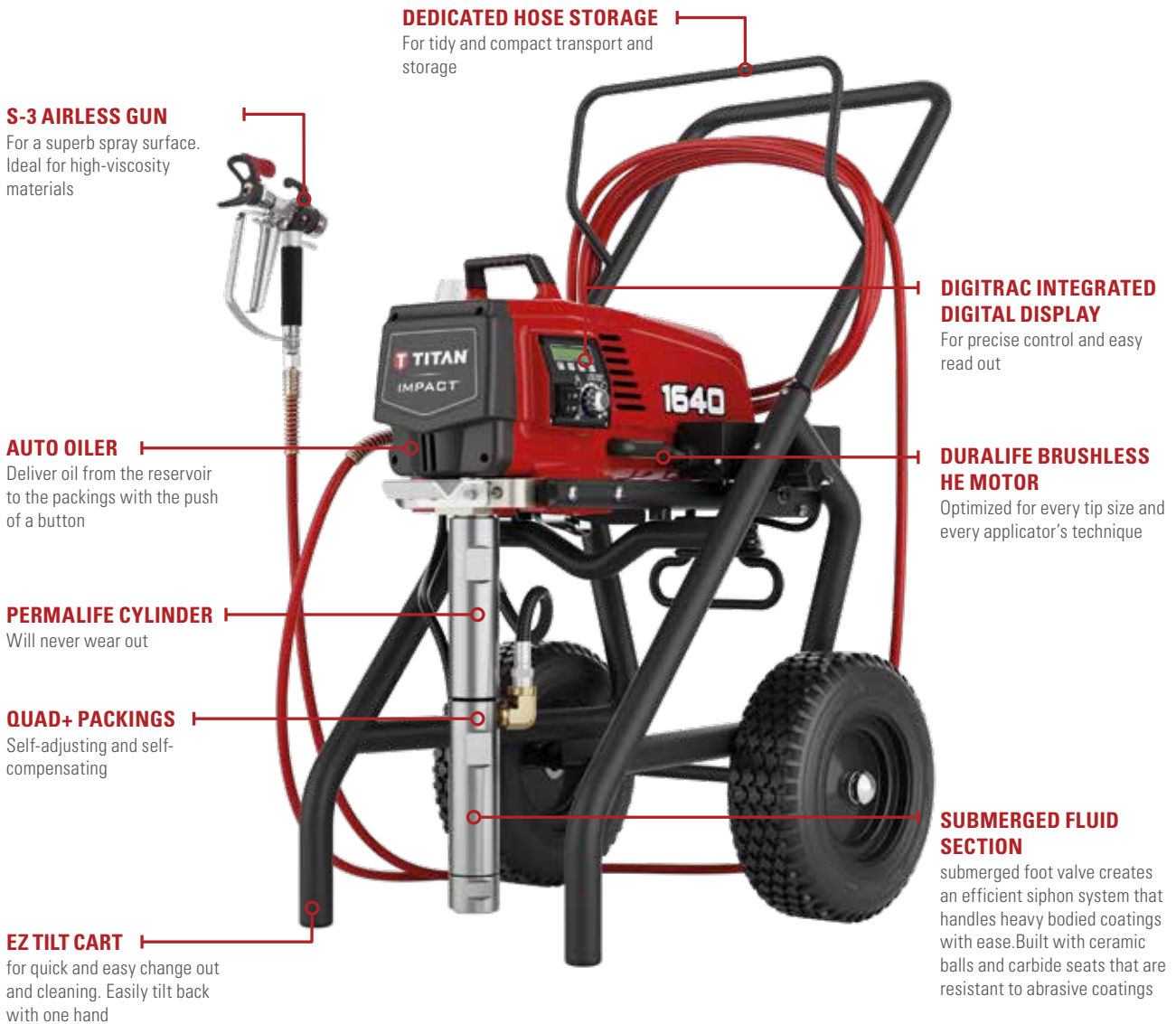


SPECIFICATIONS	IMPACT 1040
Max. Delivery	4.5 l/min
Max. Tip Size	0.034"
Max. Operating Pressure	221 bar / 22.1 MPa
Max. Viscosity	25000 mPas
Weight	48 kg
Engine / Motor	Electric Engine 1.955 kW
Voltage	220~240 VAC, 50/60 Hz
Scope of delivery	Impact 1040 base unit, RX-Pro Airless Gun, SC-6+ 517 Tip, 15 m x 1/4" Airless hose
PART-NO.	0532033

IMPACT 1640

The Impact 1640 is driven by 240 volt electric motor delivering the power to spray heavy bodied abrasive coatings and smooth texture applications with ease.

IMPACT



SPECIFICATIONS	IMPACT 1640
Max. Delivery	5.0 l/min
Max. Tip Size	0.039"
Max. Operating Pressure	221 bar / 22.1 MPa
Max. Viscosity	30000 mPas
Weight	50 kg
Engine / Motor	Electric Engine 2.185 kW
Voltage	220~240 VAC, 50/60 Hz
Scope of delivery	Impact 1640 base unit, S-3 Airless Gun, SC-6+ 523 Tip, 15 m x 3/8" Airless hose, 2 m x 1/4" Whip
PART-NO.	2413451



ELITE

Titan Elite series are electric, sealed hydraulic paint sprayers that offer a lifetime of durability. They use the revolutionary PermaStroke Technology that has no piston, packings or clutch to replace. The Elite pumps are versatile direct drive sprayers that delivers a consistent finish and is easy to operate and is field serviceable, keeping contractors on the job.

The PermaStroke Technology of Titan's Elite series is here to ensure you never have to replace your sprayer's piston, packings, cylinder, or clutch. This sprayer is always ready to make your projects look good.

OUR PRODUCT HIGHLIGHTS

SEALED HYDRAULICS


- No piston or packings, cylinder or clutch to wear or burn out
- Delivers top performance at pressures from 300 to 3600 psi and when using small or large tip sizes
- Eliminates deadband – delivering a consistent fan pattern optimizing finish quality
- WearGuard Elite Lifetime Warranty on the fluid pump

PERMASTROKE CLOSE UP SERVICE ON THE JOBSITE

- Quickly field serviceable, change out the cartridge-style inlet and outlet valves in less than 5 minutes with common tools
- The Sureflo Pusher Valve unsticks the lower ball valve with just a push of a button

SMART DESIGN

- Roll-bar style cart protects the sprayer from jobsite and vehicle wear and tear
- High Rider version with a rigid suction set connection
- Low Rider configuration connects with a flexible suction set
- Low Rider set up can also be fitted with a hopper accessory to be used with fine finishing coatings (hopper sold separately)
- Large 10" pneumatic tyres for increased portability and travel over rough surfaces




ELITE



ELITE 3100

For everybody looking for a reliable tool on the jobsite which is as versatile as the jobs, the Titan Elite 3100 is the right choice. It is a diaphragm pump, which fulfills the highest expectations of durability. The robust pump design is versatile and can be changed easily between suction system or hopper.

The Elite 3100 is capable of spraying paint and varnish perfectly. It is easy to use and needs less maintenance and servicing. The valves can be easily accessed and changed - even on the job site.



SPECIFICATIONS	ELITE 3100
Max. Delivery	2.6 l/min
Max. Tip Size	0.023"
Max. Operating Pressure	250 bar / 25 MPa
Max. Viscosity	20000 mPas
Weight	27 kg
Engine / Motor	Electric Engine 1.3 kW
Voltage	230 - 240 Volt ~, 50 Hz
Scope of delivery	Elite 3100 base unit, Flexible Suction System, RX-80 4-Finger Airless Gun, HEA ProTip 517 Tip, 15 m x 1/4" Airless hose
PART-NO.	2432635

ELITE 3500

The Titan Elite 3500 is a petrol-powered, sealed hydraulic paint sprayer that offers a lifetime of durability. The Elite 3500 uses the revolutionary PermaStroke Technology that has no piston, packings or clutch to replace, and is backed by the Elite lifetime fluid pump warranty.

The Elite 3500 is a versatile direct drive sprayer that delivers a consistent finish and is easy to operate and is field serviceable, keeping contractors on the job.



SPECIFICATIONS	ELITE 3500
Max. Delivery	2.5 l/min
Max. Tip Size	0.027"
Max. Operating Pressure	228 bar / 22.8 MPa
Max. Viscosity	20000 mPas
Weight	47 kg
Engine / Motor	Honda GX120
Scope of delivery	Elite 3500 base unit, Rigid Suction System, RX-Pro Airless Gun, TR ¹ 517 Tip, 15 m x 1/4" Airless hose
PART-NO.	0537012

ELITE 4300

The Elite 4300 is the reliable tool for large building sites. The diaphragm pump is extremely powerful and can be used with up to 3 guns. At the same time it is capable of spraying a wide range of materials such as interior and exterior paints, as well as fire and rust protection or floor and roof coatings. The robust pump design fulfills the highest expectations of durability and

needs low maintenance. A minimal down time is guaranteed by the easily accessible valves which can be changed even on the construction site. The diaphragm pump can be used with a direct suction system or a hopper and is particularly easy to use thanks to product features such as the HEA nozzle and the multi function switch.



SPECIFICATIONS	ELITE 4300
Max. Delivery	4.3 l/min
Max. Tip Size	0.033"
Max. Operating Pressure	250 bar / 25 MPa
Max. Viscosity	25000 mPas
Weight	50 kg
Engine / Motor	Electric Engine 2.2 kW
Voltage	230 Volt ~, 50 Hz
Scope of delivery	Elite 4300 base unit, Rigid Suction System, RX-Pro Airless Gun, HEA ProTip 521 Tip, 15 m x 1/4" Airless hose
PART-NO.	2432646





POWRBEAST

Since their introduction, PowrBeast direct immersion hydraulic piston sprayers have been the choice for serious contractors for large scale residential, commercial and industrial applications.

Whoever said power and intelligence can't go together? PowrBeast is the ultimate combination of strength and intelligence, making you look smarter on every job. Here's what makes PowrBeast the ultimate package.

OUR PRODUCT HIGHLIGHTS

FEATURING SEVERE SERVICE FLUID SECTION

- Long and slow stroking piston maximizes power and durability
- Proven Titan technology with 35 years in the field
- Field serviceable with easy to remove/replace fluid section

FEATURING HYDRASTROKE TECHNOLOGY

- Unmatched durability and performance powered by digitally driven hydraulics
- Versatility to spray heavy and light bodied coatings without worry of burning out clutches
- System is optimized with one moving part reducing heat and extending life

FEATURING INTELLIGENT DESIGN

- Extremely efficient cooling system
- Fan and shroud maximize cool air flow over warm areas
- Radiator-style active cooling hydraulic tank
- Large 12" pneumatic tyres and telescoping handle make it easy to move around the job site
- Simplified pump assembly for easier service



FLUID SECTION



HYDRASTROKE TECHNOLOGY




INTELLIGENT DESIGN

POWRBEAST



POWRBEAST 7700

The PowrBeast 7700 delivers extreme durability and the power to spray heavy bodied finish coatings on large residential or commercial jobs with ease. Take a step up in power delivering Up to 7.6 litres per minute means you can connect up to 4 guns and keep a larger crew spraying.



SPECIFICATIONS	POWRBEAST 7700 PETROL	POWRBEAST 7700 ELECTRIC
Max. Delivery	7.6 l/min	6 l/min
Max. Tip Size (1 Gun)	0.047"	0.043"
Max. Tip Size (2 Guns)	0.033"	0.031"
Max. Tip Size (3 Guns)	0.027"	0.023"
Max. Tip Size (4 Guns)	0.023"	0.021"
Max. Operating Pressure	228 bar / 22.8 MPa	248 bar / 24.8 MPa
Max. Viscosity	65000 mPas	50000 mPas
Weight	81 kg	85 kg
Engine / Motor	Honda GX200	Electric Engine brushless 3.1 kW
Voltage	-	~ 230V, 50/60 Hz
Scope of delivery	PowrBeast 7700 Petrol base unit, RX Pro Gun, TR ¹ 517 Tip, 15 m x 1/4" Airless Hose	PowrBeast 7700 Electric base unit, S-3 Gun, TR ¹ 517 Tip, 15 m x 3/8" Airless Hose, 2 m x 1/4" Whip
PART-NO.	0537005	0537003



POWERBEAST



POWRTWIN

Since their introduction almost half a century ago, Titan PowrTwin hydraulic piston sprayers have a well-earned reputation for durability and dependability among serious contractors for large scale residential, commercial and industrial applications and multi-gun usage.

The PowrTwin Series is the perfect match for any serious coating contractor who needs to switch from electric to petrol power and back again all on a moment's notice.

OUR PRODUCT HIGHLIGHTS

LONG-LASTING POWER - FEATURING SEVERE SERVICE FLUID SECTION

- Cylinder and piston rod are tempered with a proprietary heat-treating process that extends pump life by 150 % over competing pumps
- Self-adjusting packings resist over-tightening and help prevent premature wear
- Powerful, slow-stroking piston

WHERE MUSCLE MEETS RELIABILITY - FEATURING SPEEFLO HYDRADRIVE TECHNOLOGY

- Smooth, slow-stroking hydraulic drive provides extreme power and reliability
- Reliable mechanical valve delivers efficient performance
- External hydraulic fluid porting allows for quick and easy field service

POWER WHERE YOU NEED IT - FEATURING FULL CONVERTIBILITY

- Tool-free convertibility from electric to petrol power and vice versa
- Precise pressure control to spray everything from low-viscosity primers to heavy-bodied coatings
- Durable cart with telescoping handle and lift handles for optimal job-site mobility



FLUID SECTION



HYDRADRIVE TECHNOLOGY



FEATURING FULL CONVERTIBILITY

POWRTWIN



POWRTWIN 4900 PLUS

Designed and built for contractors who are serious about completing large scale painting projects quickly and profitably. The PowrTwin 4900 Plus is ideal for professionals who want the slow-stroking power and maximum durability that only the

PowrTwin 4900 Plus can deliver. Delivering up to 5.7 litres per minute means you can connect up to 3 guns and keep a crew spraying.

HEAVY-DUTY FRAME

Durable cart with telescoping handle and convenient lift handles

SEVERE SERVICE 900 PUMP

Cylinder and piston rod are tempered with a proprietary heat-treating process that increases pump life by 150 % over competitive pumps. Self-adjusting packings prevent overtightening and premature wear

RX-PRO GUN, HOSE & TIP KIT

Comes standard with every PowrTwin 4900 PLUS pump

SPEEFLO HYDRADRIVE

Smooth, slow-stroking hydraulic drive provides extreme power and reliability

CONVERTIBLE

Easy, tool-free convertibility for projects where petrol engines are not permitted. (Convertokit for conversion to electrical operation sold separately Part. No.0290321A - 230 V)

HIGH EFFICIENCY COOLING FAN

Keeps the hydraulics cooler for longer life

BELT GUARD

Pivotable housing provides easy access for belt replacement and power source conversion

◀ PETROL POWERED VERSION

▼ ELECTRIC VERSION



SPECIFICATIONS	POWRTWIN 4900 PLUS PETROL	POWRTWIN 4900 PLUS ELECTRIC
Max. Delivery	6.9 l/min	5.7 l/min
Max. Tip Size (1 Gun)	0.044"	0.038"
Max. Tip Size (2 Guns)	0.031"	0.027"
Max. Tip Size (3 Guns)	0.025"	0.021"
Max. Operating Pressure	228 bar / 22.8 MPa	228 bar / 22.8 MPa
Max. Viscosity	50000 mPas	50000 mPas
Weight	60 kg	63 kg
Engine / Motor	Honda GX160	Electric Engine 2.6 kW
Voltage	-	230 V~, 50 Hz
Scope of delivery	PowrTwin 6900 PLUS DI petrol powered base unit, RX-Pro Gun & TR ¹ 517 Tip, 15 m x 1/4" Airless Hose	PowrTwin 6900 PLUS DI Electric base unit, RX-Pro Gun & TR ¹ 517 Tip, 15 m x 1/4" Airless Hose
PART-NO.	290012	290032

POWRTWIN 6900 PLUS

Designed and built for contractors who are serious about completing large scale painting projects quickly and profitably. The PowrTwin 6900 Plus is ideal for professionals who want the slow-stroking power and maximum durability that only the PowrTwin 6900 Plus can deliver.

HEAVY-DUTY FRAME

Durable cart with telescoping handle and convenient lift handles

SPEEFLO HYDRADRIVE

Smooth, slow-stroking hydraulic drive provides extreme power and reliability.

HIGH EFFICIENCY COOLING FAN

Keeps the hydraulics cooler for longer life

BELT GUARD

Pivotable housing provides easy access for belt replacement and power source conversion

SEVERE SERVICE 900 PUMP

Cylinder and piston rod are tempered with a proprietary heat-treating process that increases pump life by 150 % over competitive pumps.

S-3 GUN, HOSE & TIP KIT

Designed with all metal stainless steel construction.

HONDA GX160 ENGINE

Dependable, petrol-powered engine with low-oil alert

CONVERTIBLE

Easy, tool-free convertibility for projects where petrol engines are not permitted.



Optional Convertokit for conversion to electrical operation sold separately P/N 0290321A - 230 V

SPECIFICATIONS	POWRTWIN 6900 PLUS PETROL
Max. Delivery	8.52 l/min
Max. Tip Size (1 Gun)	0.050"
Max. Tip Size (2 Guns)	0.035"
Max. Tip Size (3 Guns)	0.029"
Max. Tip Size (4 Guns)	0.025"
Max. Operating Pressure	228 bar / 22.8 MPa
Max. Viscosity	50000 mPas
Weight	63 kg
Engine / Motor	Honda GX160
Scope of delivery	PowrTwin 6900 PLUS petrol powered base unit, S-3 Gun & TR1 517 Tip, 15 m x 1/4" Airless Hose
PART-NO.	290013

POWRTWIN 6900 PLUS DI

The PowrTwin 6900 PLUS DI is made for very large scale projects where up to 4 guns may be needed, or application of very heavy coatings. The EZ swing frame decreases spillage during paint changes and lower height (and center of gravity) of unit for easy transportation and easy handling.

RX-APEX NON-FILTER GUN & TIP KIT

Premium spray gun built for high volume commercial and industrial work

CONVERTIBLE

Easy, tool-free convertibility for projects where petrol engines are not permitted

HEAVY-DUTY FRAME

Durable cart with telescoping handle and convenient lift handles

BELT GUARD

Pivotable housing provides easy access for belt replacement and power source conversion

SPEEFLO HYDRADRIIVE

Smooth, slow-stroking hydraulic drive provides extreme power and reliability

HIGH EFFICIENCY COOLING FAN

Keeps the hydraulics cooler for longer life

PETROL POWERED VERSION

ELECTRIC VERSION

SPECIFICATIONS	POWRTWIN 6900 PLUS DI ELECTRIC	POWRTWIN 6900 PLUS DI ELECTRIC	POWRTWIN 6900 PLUS DI PETROL
Max. Delivery	4.7 l/min	6.6 l/min	8.5 l/min
Max. Tip Size (1 Gun)	0.033"	0.041"	0.050"
Max. Tip Size (2 Guns)	0.023"	0.029"	0.035"
Max. Tip Size (3 Guns)	0.019"	0.021"	0.029"
Max. Tip Size (4 Guns)	-	0.017"	0.025"
Max. Operating Pressure	228 bar / 22.8 MPa	228 bar / 22.8 MPa	228 bar / 22.8 MPa
Max. Viscosity	50000 mPas	50000 mPas	50000 mPas
Weight	93 kg	93 kg	86 kg
Engine / Motor	Electric Engine 2.4kW	Electric Engine 3.1kW	Honda GX160
Voltage	~ 115V, 50/60 Hz	230 V~, 50 Hz	-
Scope of delivery	PowrTwin 6900 PLUS DI Electric base unit, RX-Apex Non-Filter Gun & TR¹ 517 Tip, 15m x 3/8" Airless Hose	PowrTwin 6900 PLUS DI Electric base unit, RX-Apex Non-Filter Gun & TR¹ 517 Tip, 15m x 3/8" Airless Hose	PowrTwin 6900 PLUS DI petrol powered base unit, RX-Apex Non-Filter Gun & TR¹ 517 Tip, 15m x 3/8" Airless Hose
PART-NO.	290029	290033	290021

POWRTWIN 12000 PLUS DI

The PowrTwin DI units with submersed foot valve create the most efficient siphon system on the market today allowing the spraying of very heavy coatings. Additionally, our EZ swing frame makes this the most efficient and convenient to use petrol hydraulic system in the market today. PowrTwin 12000 Plus DI is

the flagship of the line and is recommended for very large scale projects where up to 6 guns may be needed, or application of very heavy coatings.

RX-APEX NON-FILTER GUN & TIP KIT

Premium spray gun built for high volume commercial and industrial work

CONVERTIBLE

Easy, tool-free convertibility for projects where petrol engines are not permitted.

HEAVY-DUTY FRAME

Durable cart with telescoping handle and convenient lift handles

BELT GUARD

Pivotable housing provides easy access for belt replacement and power source conversion

SPEEFLO HYDRADRIIVE

Smooth, slow-stroking hydraulic drive provides extreme power and reliability

HIGH EFFICIENCY COOLING FAN

Keeps the hydraulics cooler for longer life

POWRTWIN

SPECIFICATIONS	POWRTWIN 12000 PLUS DI ELECTRIC	POWRTWIN 12000 PLUS DI PETROL
Max. Delivery	11.9 l/min	11.9 l/min
Max. Tip Size (1 Gun)	0.058"	0.058"
Max. Tip Size (2 Guns)	0.040"	0.040"
Max. Tip Size (3 Guns)	0.034"	0.034"
Max. Tip Size (4 Guns)	0.030"	0.030"
Max. Tip Size (5 Guns)	0.026"	0.026"
Max. Tip Size (6 Guns)	0.024"	0.024"
Max. Operating Pressure	248 bar / 24.8 MPa	248 bar / 24.8 MPa
Max. Viscosity	65000 mPas	65000 mPas
Weight	100 kg	88 kg
Engine / Motor	Electric Engine 5.5kW	Honda GX270
Voltage	400 V~, 50 Hz, V3~	-
Scope of delivery	PowrTwin 12000 PLUS DI electric base unit, RX-Apex Non-Filter Gun & TR ¹ 517 Tip, 15 m x 3/8" Airless Hose	PowrTwin 12000 PLUS DI petrol powered base unit, RX-Apex Non-Filter Gun & TR ¹ 517 Tip, 15 m x 3/8" Airless Hose
PART-NO.	290034	290023



HYDRA X

With a Direct Immersion System that means no transfer pumps, flexible siphon tubes, or air compressors needed, the Hydra X Series from Titan maximizes your efficiency on the jobsite. Featuring limit-sensing hydraulics for better control and interchangeable fluid sections, an AutoLift system raises and lowers the fluid section with the push of a button.

Built for maximum durability and power the Titan Hydra X Series delivers when the job calls for the toughest coatings. Check out what makes these the industry's best roofing and protective coating sprayers.



OUR PRODUCT HIGHLIGHTS

HYDRASTROKE TECHNOLOGY

- Unmatched durability and performance powered by electronically controlled hydraulics
- Unlike clutch units that small tips can damage, the Hydra X has the versatility to spray heavy and light bodied coatings with ease
- Hydraulic motor is optimized with one moving part, reducing heat and extending life

SEVERE SERVICE FLUID SECTION

- 13 cm long, slow stroking piston maximizes power and efficiency to extend the pump life
- Uses a Tri-chrome process to create the industry's most durable fluid section with packings designed specifically for aggressive coatings
- Proven Titan self-adjusting packing technology with over 45 years in the field extends time between repacks
- New patent pending quick removal fluid section allows one person to service on the jobsite with ease

SMART DESIGN

- Effortless drum changes with the electric AutoLift system that raises and lowers the fluid section with the touch of a button
- One sprayer with modular fluid sections allowing for two different performances out of one sprayer
- Large 12" pneumatic tyres make it easy to move around job site

EXTREMELY EFFICIENT COOLING SYSTEM

- Two cooling fans to maximize air flow over hydraulic system
- Large 23 Litre hydraulic fluid reservoir

HYDRASTROKE TECHNOLOGY



SEVERE SERVICE FLUID SECTION



SMART DESIGN



EXTREMELY EFFICIENT COOLING SYSTEM



HYDRA X

ONE SPRAYER MANY MATERIALS

Hydra X sprayers have a high-capacity power to manhandle the toughest architectural and aggressive protective coatings.

COMMON COATINGS	HYDRA X 4540	HYDRA X 7230
Latex	X	X
Primers	X	X
Block Filler	X	X
Enamel	X	X
Elastomerics	X	X
Acrylics	X	X
Epoxy	-	X
Polyester	X	X
Polyurethane	X	X
Fibered Asphalt Emulsion	X	X
Coal Tar	X	X
Mastics	X	X
Water Proofing	X	X
Contact Cement	X	X
Cut-Back Asphalt	X	-
Joint Compound	X	-
Aluminum Emulsion	X	X
Acrylic Elastomeric	X	X
Emulsion Primer	X	X
Silicone	-	X
Intumescent	-	X

A WORKHORSE FOR ANY JOBSITE

- Roofing
- Bridges
- Railroad
- Cargo Containers
- Commercial Construction
- Residential Construction
- Secondary Containment
- Below Grade Waterproofing

WHY HYDRA?


- Industry Leading Performance
- Eliminates the Need for Transfer Pump
- Meets Needs of Multiple Market Segments
- Versatile Application
- Field Serviceable Quick-Change Fluid Section
- Efficient Hydraulics
- Minimal Down Time

DID YOU KNOW...

By purchasing a fluid section conversion kit you can switch performance from one pressure and l/min to the other by simply changing the fluid section. Yes. Two machines in one!

Hydra X 4540 to 7230 Conversion Kit
p/n 2424618

Hydra X 7230 to 4540 Conversion Kit
p/n 2432905A



ALWAYS THE RIGHT SETTING


The table below shows the right accessories and the correct spray setting depending on the material to be processed.

COATING	CATEGORY	WHITE PIGMENTED ROOF COATINGS			ALUMINIUM ROOF COATINGS		ASPHALT EMULSIONS	PRIMERS	ELASTOMERIC BASE COATS
	Type	Silicone	Cool Roof	Pigmented Roof	Aluminium		Asphalt	Primers	-
TITAN RECOMMENDATIONS	SPRAYER	Hydra X 7230 p/n 2412277	Hydra X 4540 p/n 2412275	Hydra X 4540 p/n2412275	Hydra X 4540 p/n 2412275		Hydra X 4540 p/n 2412275	Hydra X 4540 p/n 2412275	Hydra X 4540 p/n 2412275
	TIP SIZES	0.031"-0.053"	0.031"-0.053"	0.031"-0.053"	0.010"-0.021"	0.055"-0.065"	0.055"-0.065"	0.010"-0.045"	0.031"-0.045"
	PRESSURE SETTINGS (AT MACHINE)	496 bar	275 bar	275 bar	206 bar	275 bar	310 bar	206 bar	275 bar
	MAXIMUM HOSE LENGTH	90 m	120 m	120 m	120 m		120 m	120 m	120 m
	SMALL JOB EQUIVALENT	N/A	PowrTwin 12000 Plus DI - p/n 0290023						
TYPICAL COMPONENTS NEEDED	MULTI-GUN MANIFOLD	496 bar - p/n 2414176							
	SIPHON ACCESSORIES	AutoLift Standard Option Drum/Bucket Tote - p/n 2426206 200 litre Closed Drum - p/n 2426217 19 litre Siphon - p/n 2410501							
	AIRLESS GUNS	M-8; 3/8" Airless Gun - p/n 2425442 M-8; 1/4" Airless Gun - p/n 0289014 S-7; 3/8" Airless Gun - p/n 550-260 S-7; 1/4" Airless Gun - p/n 550-270							
	HOSE; 3/4"	496 bar; Moisture Resistant p/n 2426011	496 bar, 15 m - p/n 2426010						
	HOSE; 1/2"	496 bar; Moisture Resistant p/n 500750050ML	496 bar; 15 m - p/n 2389448 496 bar; 30 m - p/n 2389447						
	HOSE; 3/8"	496 bar; Moisture Resistant p/n 375750050ML	496 bar; 15 m - p/n 2389455 496 bar; 30 m - p/n 2389453						
	HOSE WHIPS	496 bar; 3/8" x 1.8 m - p/n 2389456 496 bar; 1/4" x 0.9 m - p/n 2389450 496 bar; 1/4" x 1.8 m - p/n 2389452							
	NOZZLES	TR1 High Pressure Tips - p/n 696-XXX In certain cases tip size is dependent on the pressure set on the machine							

HYDRA X 4540

The new Hydra X 4540 roofing and protective coatings sprayer combines the power and pressure needed to spray the toughest coatings. Built to last with HydraStroke Technology and Severe Service fluid section which maximize durability. Additional, new key features like the new AutoLift system and quick change fluid

sections make jobsite life easier and more productive. Hydra X 4540 is excellent for high solids elastomeric and high production. Ideal for spraying primarily acrylic elastomeric roof coatings, asphalt emulsions, zinc coatings or commercial architectural coatings.

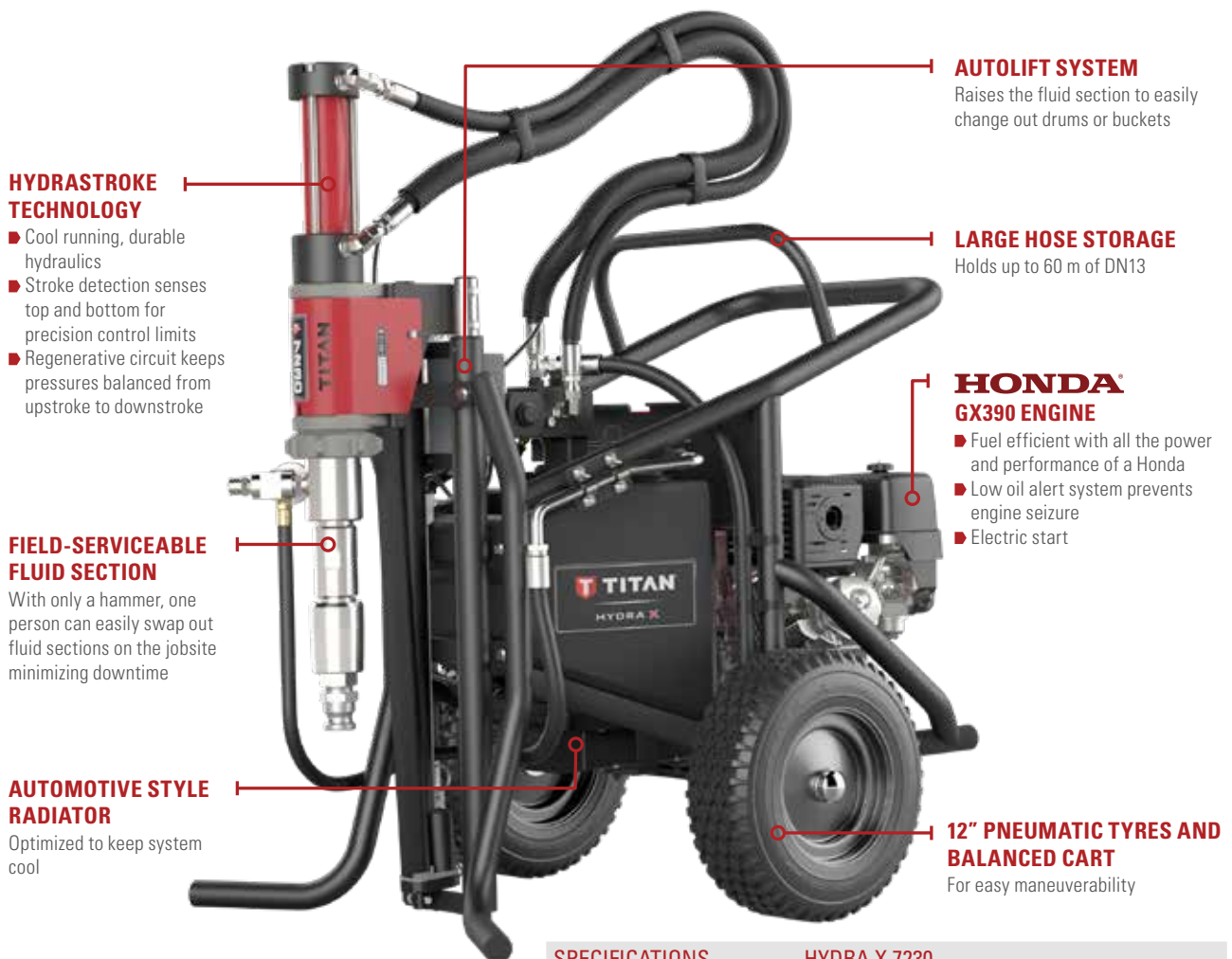


SPECIFICATIONS	HYDRA X 4540
Max. Delivery - Petrol	15.1 l/min
Max. Tip Size - 1-Gun	0.067"
Max. Tip Size - 2-Guns	0.041"
Max. Tip Size - 3-Guns	0.035"
Max. Tip Size - 4-Guns	0.031"
Max. Tip Size - 5-Guns	0.029"
Max. Tip Size - 6-Guns	0.025"
Max. Operating Pressure	310 bar / 31 MPa
Max. Viscosity	65000 mPas
Weight	177 kg
Engine / Motor	Honda GX390
Scope of delivery	Hydra X 4540 base unit, Rigid Suction Set for barrel, no Spraypack
PART-NO.	2412275

HYDRA X 7230

The new Hydra X 7230 roofing and protective coatings sprayer is built to last and make jobsite life easier and more productive. This is the workhorse you want to have in your fleet when it comes to the toughest coatings. It combines the power and pressure needed to handle these materials. The new key features like the new AutoLift system and quick change fluid

sections maximises the performance with minimum downtime. Never been so easy to change out barrel or bucket. Built to last with HydraStroke Technology and Severe Service fluid section which maximizes durability. Hydra X 7230 is a powerful high pressure sprayer for hard to atomize materials like silicones, epoxies and elastomerics.



SPECIFICATIONS	HYDRA X 7230
Max. Delivery - Petrol	10.6 l/min
Max. Tip Size - 1-Gun	0.065"
Max. Tip Size - 2-Guns	0.035"
Max. Tip Size - 3-Guns	0.028"
Max. Tip Size - 4-Guns	0.025"
Max. Tip Size - 5-Guns	0.021"
Max. Tip Size - 6-Guns	-
Max. Operating Pressure	500 bar / 50 MPa
Max. Viscosity	65000 mPas
Weight	177 kg
Engine / Motor	Honda GX390
Scope of delivery	Hydra X 7230 base unit, Rigid Suction Set for barrel, no Spraypack
PART-NO.	2412277



POWRLINER

Whether you're an entry-level contractor or a seasoned industry pro, the PowrLiner series is designed for quick and professional work on any surface.

Choose from clutch-driven, sealed hydraulic, or hydraulic-powered strippers with five models ranging from 2.8 to 9.5 litres. Perfect for small jobs and everyday use.

OUR PRODUCT HIGHLIGHTS

- TITAN builds high quality line striping equipment. Assembled in the US, equipped with high precision durable parts
- Our products are tested to withstand your job conditions each and every day
- Innovative features ensure maximum performance with minimized downtime
- All field & pavement sprayers are proven to turn even the biggest, toughest jobs into routine results
- We aim to deliver an unmatched level of precision and consistency for your lines

RELIABLE PETROL ENGINE


- High performance: proven engine technology with high fuel efficiency and power output
- Lower vibration, less noise
- Simple and easy operation guarantee ease of use
- High quality components ensure component reliability



POWRCENTER


Designed with convenient and easy to use controls with features like tip holder, 12 V-phone charging port and cup holder.

(Phone, charger and cup not included.)



SMARTARM

Built to pivot and lift, making line adjustments and transportation quick and easy.



DEADLOCK HANDLEBARS

Easily adjust handlebars on three planes; in and out, up and down and pivot forward or back.

POWRLINER

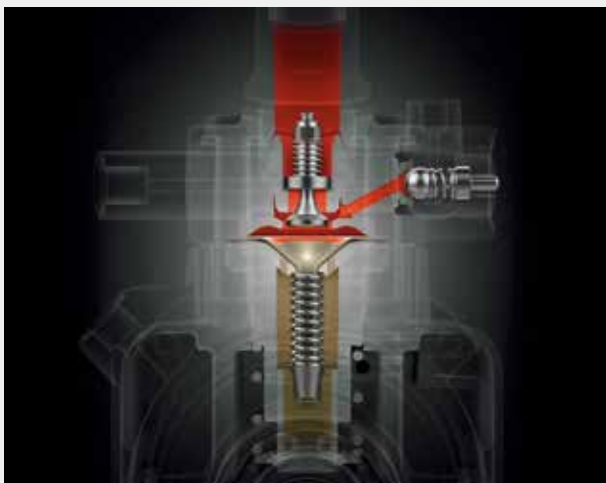


POWRLINER SERIES - THE SPRAYERS OF CHOICE

These high-performance, heavy-duty paint sprayers use sealed hydraulic diaphragm or slow-cycling hydraulic piston technology for economical operation and dependable, long-term line

spraying. The sprayers of choice for serious contractors with large-scale contractors projects.

DIAPHRAGM PUMP



PISTON PUMP



PERMASTROKE TECHNOLOGY

- Delivers consistent lines whilst eliminating deadband
- Easy priming guaranteed every time through the Sureflo Pusher valve
- Provides ideal fan patterns at pressures from 300 to 3300 psi, including small and large spray tip sizes
- Ultra smooth operation and minimized pulsation guaranteed with FlatLine Pulsation Dampener

UNMATCHED DURABILITY AND RELIABILITY

- Offers peace of mind with PermaStroke Technology, no pistons, packings, or cylinders to wear out and no clutch to replace
- Field serviceable, quickly change out the cartridge-style inlet and outlet valves in less than 5 minutes, using regular tools
- Reduced maintenance cost and minimized downtime thanks to quick & easy service

SPEEFLO HYDRADRIIVE


- Reliable, smooth, slow-stroking hydraulic drive greatly extends the operational life of the sprayer
- External-hydraulic fluid porting with NEW, upgraded fittings allows for quick troubleshooting and simplified maintenance
- SAE o-ring fitting and precision rod alignment ensure maximum pump life

SEVERE SERVICE 900 PUMP

- Cylinder and piston rod are tempered with a proprietary heat-treating process that increases pump life up to 150 % longer than competitive pumps
- Self-adjusting packings prevent over-tightening and help prevent premature wear
- Foot valve removes easily for faster cleaning and easy maintenance
- Reversible inlet and outlet seats have twice the lifespan of ordinary outlet seats and extra large ball valves ensure efficient pump operation and longer unit life
- Heavy-duty prime/spray valve ensures consistent, increased flow and faster pump priming

POWRLINER 3500

The PowrLiner 3500 was developed specifically for continuous daily use on asphalt, sports line marking and grassed areas delivering a spray pattern just like a hydraulic pump. It's the perfect line marking machine for companies looking for a mid range sprayer. It's more suited to jobs where a hydraulic pump wouldn't be considered economical.



SPECIFICATIONS	POWRLINER 3500
Max. Delivery	2.8 l/min
Max. Tip Size - 1-Gun	0.027"
Max. Operating Pressure	228 bar / 22.8 MPa
Max. Viscosity	20000 mPas
Weight	87 kg
Engine / Motor	Honda GX120
Scope of delivery	PowrLiner 3500 base unit, RX-80 Gun, 419 TR¹ Line Striping Tip, 15 m x 1/4" Airless Hose and 517 SC-6+ Stenciling Tip
PART-NO.	0537015

POWRLINER 4500

The revolutionary PowrLiner 4500, built with technology that delivers a best in class line quality with sharp and consistent edges... even on the toughest surfaces. Designed to withstand the rigors of steady, everyday use on pavement, fields and turf. It's the perfect intermediate line striper for contractors who need a maneuverable, medium-duty unit for projects where the big

machines just aren't profitable to operate. Recommended for medium to large sized projects on all parking lots and athletic fields.

DEADLOCK HANDLEBARS

Infinitely adjustable in 3-planes

POWRCENTER DASHBOARD

Convenient and easy-to-use, including the pressure control knob, tip holder, and cup holder

HEAVY-DUTY FRAME

Resists harsh chemicals and corrosion

HONDA® GX160 ENGINE

- Exceptionally quiet
- Smooth performance with lower vibration
- Low oil alert prevents engine seizure

LARGE 16" PNEUMATIC TYRES

Increases portability and makes traveling over rough surfaces easier

STRIPING GUNS

Two RX-80 guns with premium 419 TR¹ striping tips

PERMASTROKE TECHNOLOGY

SUREFLO PUSHER VALVE

Makes system priming easy

FLATLINE PULSATION DAMPENER

Eliminates pressure fluctuations to avoid hour glassing

NO-SPILL PUMP FILTER

Vertical design retains coating during removal

LOW-WEAR DIAPHRAGM PUMP

ADJUSTABLE ENGINE MOUNT PLATE

Optimizes weight distribution for walk-behind or LazyLiner use

SMARTARM

Pivots and lifts, making line adjustments and transportation quick and easy



SPECIFICATIONS

POWRLINER 4500

Max. Delivery	4.7 l/min
Max. Tip Size - 1-Gun	0.036"
Max. Tip Size - 2-Gun	0.025"
Max. Operating Pressure	228 bar / 22.8 MPa
Max. Viscosity	20000 mPas
Weight	103 kg
Engine / Motor	Honda GX160
Scope of delivery	PowrLiner 4500 base unit, (2) RX-80 Spray Guns, (2) 419 TR ¹ Line Striping Tips, 15 m x 1/4" Airless Hose, 4 m x 1/4" Airless Hose, 2 m x 1/4" Airless Hose and 517 SC-6+ Stenciling Tip

PART-NO.

2407312

POWRLINER 4955

Designed and built for contractors who are serious about completing medium to large scale striping projects quickly and profitably. PowrLiner 4955 is the first step in hydraulic strippers where power and long-term, heavy duty operation are the difference between a business that makes money and one that does not.

DEADLOCK HANDLEBARS

Infinitely adjustable in 3-planes

HEAVY-DUTY FRAME

Epoxy-finished frame resists harsh solvents and corrosion

CONVENIENT HOSE STORAGE

Keeps hose conveniently stored on the rear of the striper

45 LITRE PAINT HOPPER

LARGE 16" PNEUMATIC TYRES

Increases portability and makes traveling over rough surfaces easier

SECOND GUN KIT

Complete with S-3 gun, hose and tip kit for wider or dual lines.

POWRCENTER DASHBOARD

Convenient and easy-to-use, including the pressure control knob, tip holder, and cup holder

PRECISE PRESSURE CONTROL

From 27 to 227, for spraying lightbodied coatings all the way up to low- VOC striping paints.

SPEEFLO HYDRADRIIVE

Provides extreme power and reliability

PETROL OR ELECTRIC DRIVEN

Easy, tool-free convertibility from petrolpower to electric power with separate available Electro Converter Kit (art.no. 0290117A) for projects where petrol engines are not permitted.

SMARTARM

Pivots and lifts, making line adjustments and transportation quick and easy



SPECIFICATIONS	POWRLINER 4955
Max. Delivery - Petrol	4.7 l/min
Max. Delivery - Electric	4.2 l/min
Max. Tip Size - 1-Gun	0.034"
Max. Tip Size - 2-Guns	0.024"
Max. Operating Pressure	227 bar / 22.7 MPa
Max. Viscosity	50000 mPas
Weight	147 kg
Engine / Motor	Honda GX120t
Scope of delivery	PowrLiner 4955 base unit, (2) S-3 Spray Guns, (2) 419 TR ¹ Line Striping Tips, SC-6+ 517 Stencil Tip, 15 m x 1/4" Airless Hose, 2 m x 1/4" Airless Hose
PART-NO.	0290052H

POWRLINER 6955

Larger projects require more power and output. PowrLiner 6955 line stripers are the workhorse machines of the industry, designed for ease of use and simple operation on major projects that require maximum performance with minimum downtime and

maintenance. Recommended for large scale, full-time duty on airports, roads, parking lots and athletic fields.

DEADLOCK HANDLEBARS

Infinitely adjustable in 3-planes

POWRCENTER DASHBOARD

Convenient and easy-to-use, including the pressure control knob, tip holder, and cup holder

PRECISE PRESSURE CONTROL

From 27 to 227, for spraying lightbodied coatings all the way up to low- VOC striping paints.

HEAVY-DUTY FRAME

Epoxy-finished frame resists harsh solvents and corrosion

SPEEFLO HYDRADRIIVE

Provides extreme power and reliability

CONVENIENT HOSE STORAGE

Keeps hose conveniently stored on the rear of the striper

45 LITRE PAINT HOPPER

LARGE PNEUMATIC TYRES

Increases portability and makes traveling over rough surfaces easier

HONDA GX160 ENGINE

- Exceptionally quiet
- Smooth performance with lower vibration
- Low oil alert prevents engine seizure
- Electric starter

STRIPING GUNS

Includes S-3 Stainless Steel spray gun with premium TR¹ line striping tip.

SMARTARM

Pivots and lifts, making line adjustments and transportation quick and easy



SPECIFICATIONS

POWRLINER 6955

Max. Delivery - Petrol	8.5 l/min
Max. Tip Size - 1-Gun	0.050"
Max. Tip Size - 2-Gun	0.033"
Max. Operating Pressure	227 bar / 22.7 MPa
Max. Viscosity	50000 mPas
Weight	151 kg
Engine / Motor	Honda GX160
Scope of delivery	PowrLiner 6955 base unit, (2) S-3 Spray Guns, (2) 419 TR ¹ Line Striping Tips, SC-6+ 517 Stenciling Tip, 15 m x 1/4" Airless Hose, 2 m x 1/4" Airless Hose

PART-NO.

0290053H

POWRLINER 8955

The workhorse machines of the industry with even more delivery capacity for faster operation. The PowrLiner 8955 line striper makes it possible to handle even larger projects in less time. The PowrLiner utilize hydraulic pump technology for heavy-duty, long-term use on medium, large and giant scale striping projects with maximum performance besides minimum downtime and

low maintenance. Recommended for large scale, full-time duty on airports, roads, parking lots and athletic fields.

DEADLOCK HANDLEBARS

Infinitely adjustable in 3-planes

HEAVY-DUTY FRAME

Epoxy-finished frame resists harsh solvents and corrosion

CONVENIENT HOSE RACK

Keeps hose conveniently stored on the rear of the striper

45 LITRE PAINT HOPPER

LARGE PNEUMATIC TYRES

Increases portability and makes traveling over rough surfaces easier

STRIPING GUNS

Includes S-3 Stainless Steel spray gun with premium TR¹ line striping tip

POWRCENTER DASHBOARD

Convenient and easy-to-use, including the pressure control knob, tip holder, and cup holder

PRECISE PRESSURE CONTROL

From 27 to 227, for spraying lightbodied coatings all the way up to low- VOC striping paints

SPEEFLO HYDRADRIE

Provides extreme power and reliability

HONDA GX200 ENGINE

- Exceptionally quiet
- Smooth performance with lower vibration
- Low oil alert prevents engine seizure
- Electric starter

SMARTARM

Pivots and lifts, making line adjustments and transportation quick and easy



SPECIFICATIONS	POWRLINER 8955
Max. Delivery - Petrol	9.5 l/min
Max. Tip Size - 1-Gun	0.054"
Max. Tip Size - 2-Guns	0.038"
Max. Operating Pressure	227 bar / 22.7 MPa
Max. Viscosity	65000 mPas
Weight	154 kg
Engine / Motor	Honda GX200
Scope of delivery	PowrLiner 8955 base unit, (2) S-3 Spray Guns, (2) 419 TR ¹ Line Striping Tips, SC-6+ 517 Stenciling Tip, 15 m x 1/4" Airless Hose, 2 m x 1/4" Airless Hose
PART-NO.	0290054H



HELIX LOW PRESSURE

The Helix LP Polyurethane Spray Foam Proportioner is the most advanced low pressure delivery system on the market today. It is the first Low Pressure Proportioner that sprays HP formulations delivering a higher yield and increased productivity.

Revolutionary low pressure system. Designed to spray both low or high pressure formulations and open or closed cell foam at max. 8.3 bar.

WHY TO CHOOSE HELIX

SAVINGS AND BENEFITS

- Greater productivity
- Longer season
- Small footprint – can be added to a blown insulation, HVAC truck or support a truck/trailer of its own
- Optimized to work with high pressure foam formulations

SOLUTIONS

- SureFire active heated hose system
- Hose lengths up to 200 feet
- First of its kind pressure control manages heat and pressure to adhere to low pressure directive
- Designed to operate within the parameters of the low pressure directive
- SmartConnect – pressure and flow delivery system

PERFORMANCE

- Delivers up to 6.8 kg per minute
- Unique pressure monitoring system provides consistent low pressure accuracy
- Maximum fluid pressure of 8.3 bar
- Active Heating System increases material heat up to 60° C expanding the spraying season
- Round Pattern nozzles



HELIX LP

POSSIBLE APPLICATIONS



WALL CAVITIES



CRAWL SPACES



ATTICS



KNEE WALLS



RIM JOISTS



DUCT & PENETRATIONS

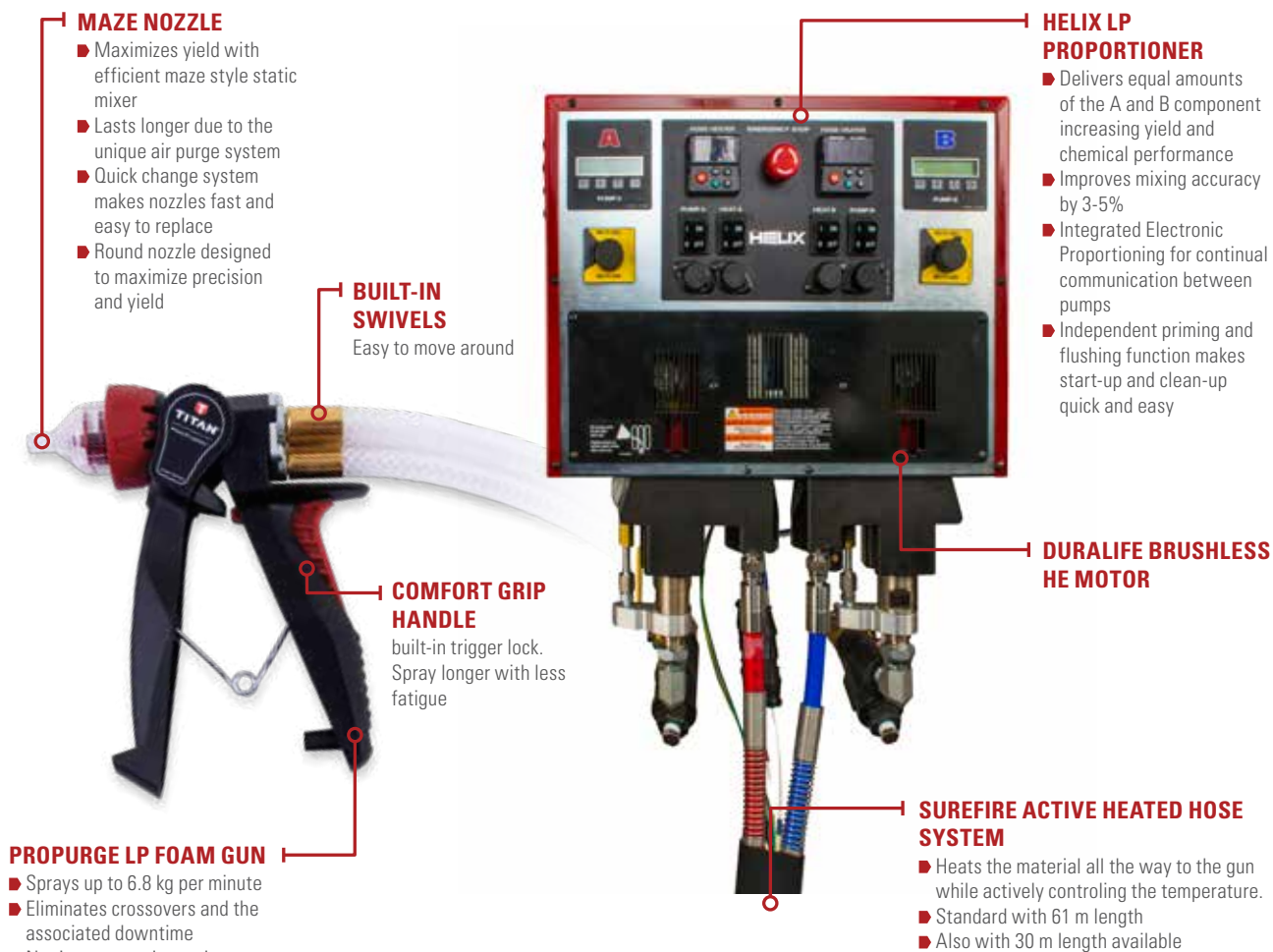
THE RIGHT TECHNOLOGY FOR EVERY PROJECT

		LOW PRESSURE
APPLICATION		LP-15
SPRAYFOAM	Fill cavity	X
	Interior walls	X
	Pipe lines	X
	Exterior walls	X
	Reinforce building	X
	Whole buildings	X

		LOW PRESSURE
APPLICATION		LP-15
POLYUREA	Corrosion protection	-
	Tank protection	-
	Shipbuilding	-
	Waterproofing	-
	Roof coating	-
	Garden & Construction	-
	Automotive Industry	X
Variable mixing ratio		-

HELIX LP-15

The Helix LP-15 system is delivered with the Helix LP (low pressure) foam proportioner and the Propurge LP Foam Gun. The system can accurately deliver up to 6.8 kg per minute plus its modular design fits a range of new configurations or can retrofit into existing systems.



SPECIFICATIONS	HELIX LP-15
Max. Operating Pressure	8.3 bar / 0.83 MPa
Max. Material Temperature	60° C
Max. delivery / Output	4.2 l/min or 6.8 kg/min
Mixing ratio	fix 1:1
Voltage	230 V 1 phase 30 Amps
Power - Hose	30 m Hose 4.6 kW 60 m Hose 5.8 kW
Power - System	30 m Hose 6.9 kW 60 m Hose 8.1 kW
Weight - Base unit	48 kg
Weight Hose - 30 m	39 kg
Weight Hose - 60 m	71 kg
Scope of delivery	Helix LP-15 base unit, Propurge LP Foam Gun, Surefire Active Heated Hose
PART-NO. - 30 M HOSE	0138065
PART-NO. - 60 M HOSE	0138040



HELIX HIGH PRESSURE

The Helix High Pressure pumps FR-28 and VR 2.3 provide unmatched accuracy and heating efficiency. The key features provide balanced pressure, less wasted material and direct heat from the system all the way to the gun.

Experience a new level of precision and efficiency with the Helix series, designed to move the industry forward and to help you achieve a better, more consistent spray. Here's what makes this fixed-ratio proportioner such a revolutionary asset.

OUR PRODUCT HIGHLIGHTS



SMART CONNECT DUAL PUMP SYSTEM

- Delivers equal amounts of the A and B component increasing yield and chemical performance
- Improves accuracy by 3-5%
- Independent priming and flushing
- Variable mixing ratio from 1:4 to 4:1 at the VR 2.3

FIRST ELECTRONICALLY CONTROLLED DUAL SYSTEM PROPORTIONER

- Continual communication between pumps
- Synchronizes ratio 64 times per motor revolution

Patented High Efficiency
Aluminum Mass Heater



HEATING ROD COMPLETELY ISOLATED FROM THE COATING

- No failure from chemical
- No failure from exposure to air when run dry
- Change power or repair without opening the system
- Modular – can stack two to four blocks (3 blocks standard)
- Easily customizable for 3 kW to 18 kW
- Heat with less power
- Requires a smaller generator
- Modular 4 block design

WRAP AROUND DESIGN PROVIDES OVER 30 SECONDS OF DWELL TIME

- Greater surface area to heat chemical
- Longer dwell time versus competitive one pass design
- Internal turbulence increases heat transfer

THE RIGHT TECHNOLOGY FOR EVERY PROJECT

APPLICATION		FR-28	VR 2.3
SPRAYFOAM	Fill cavity	X	X
	Interior walls	X	X
	Pipe lines	X	X
	Exterior walls	X	X
	Reinforce building	X	X
	Whole buildings	X	X
POLYUREA	Corrosion protection	X	X
	Tank protection	X	X
	Shipbuilding	X	X
	Waterproofing	X	X
	Roof coating	X	X
	Garden & Construction	X	X
	Automotive Industry	X	X
	Variable mixing ratio	-	X

HELIX HP

HELIX FR-28

The Helix FR-28 electronic proportioning system is the first fully integrated electronically controlled dual system proportioner. This innovative system drives ultimate accuracy and total control. The Helix FR is designed to spray two component open

and closed cell foam insulation for residential, commercial and industrial objects.

LIGHTWEIGHT AND COMPACT DESIGN

33% lighter than most comparable equipment

EASYOUT FLUID SECTION

Change fluid section on-site in minutes and reduces downtime to keep you spraying

QUAD + PACKINGS

- Self-adjusting packings deliver high performance and long life
- Packings isolate the piston from the atmosphere increasing life

UNIVERSAL SIPHON/DRAW

Modular design allows for transfer pump or direct feed

INTEGRATED ELECTRONIC PROPORTIONING

Proprietary system synchronizes both pumps to maintain an ultra-accurate ratio

DURALIFE BRUSHLESS HE MOTOR

SUREFIRE BLOCK HEATER

Maximizes surface area and dwell time for heater efficiency and maximizes the time in the heater

UNIVERSAL POWER ADAPTER

Plug into shore power, generator or hardwire into a system

SUREFIRE HOSE HEATER

Heats the coating all the way from the block heater to the end of the hose. Additionally, the temperature can be adjusted at the gun where it matters most



SPECIFICATIONS	HELIX FR-28
Max. Operating Pressure	220 bar / 22.0 MPa
Max. Material Temperature	82° C
Max. delivery / Output	8.3 l/min or 12.7 kg/min
Mixing ratio	fix 1:1
Electrical Supply	230 V 1 Phase 48 Amps
Power - Hose	2.2 kW
Power - System	13.2 kW
Dimensions	76.2 cm x 69 cm x 93 cm
Weight - Base unit	123 kg
Weight - Hose 60 m	71 kg
Scope of delivery	Helix FR-28 base unit, Surefire Active Heated Hose 60 m
PART-NO.	2407046

HELIX VR 2.3

The Helix VR 2.3 combines unbeatable accuracy and heating efficiency to unleash an exact, flawless spray. Designed for balanced pressure, less wasted material, and direct heat from the system to the gun. The Helix VR is designed to spray two

component polyurea, polyaspartics, and epoxies on objects for infrastructure, industrial and marine.

LIGHTWEIGHT AND COMPACT DESIGN

EASYOUT FLUID SECTION

Change fluid section on-site in minutes and reduces downtime to keep you spraying

QUAD + PACKINGS

- Self-adjusting packings deliver high performance and long life
- Packings isolate the piston from the atmosphere increasing life

UNIVERSAL SIPHON/DRAW

Modular design allows for transfer pump or direct feed.

INTEGRATED ELECTRONIC PROPORTIONING

- Proprietary system synchronizes both pumps to maintain a superior ratio accuracy
- Variable mixing ratio from 1:4 to 4:1

DURALIFE BRUSHLESS HE MOTOR

SUREFIRE BLOCK HEATER

Maximizes surface area and dwell time for heater efficiency and maximizes the time in the heater

UNIVERSAL POWER ADAPTER

Plug into shore power, generator or hardwire into a system

SUREFIRE HOSE HEATER

Heats the coating all the way from the block heater to the end of the hose. Additionally, the temperature can be adjusted at the gun where it matters most



SPECIFICATIONS	HELIX VR 2.3
Max. Operating Pressure	227 bar / 22.7 MPa
Max. Material Temperature	82° C
Max. delivery / Output	8.3 l/min or 12.7 kg/min
Mixing ratio	variable from 1:4 to 4:1
Electrical Supply	400 V 3 Phase 70 Amps
Power - Hose	2.89 kW
Power - System	15.69 kW
Dimensions	76.2 cm x 69 cm x 93 cm
Weight - Base unit	123 kg
Weight - Hose 30 m	39 kg
Scope of delivery	Helix VR 2.3 base unit, Surefire Active Heated Hose 30 m
PART-NO.	0138060



ACCESSORIES

When your business depends on the tools you use, you need to be able to count on each part of your tools. TITAN offers you a wide range of accessories, from small wear parts such as filters or tips to practical accessories to extend the application possibilities of your machine.

XVLP & HVLP ACCESSORIES

Ideal suitable for all Focus 500, Focus 700 sprayers and Capspray sprayers.

FRONT ENDS

The flexible front ends can be changed quick and easy with just a few moves. Thanks to the plug'n'spray technology you are well prepared for every projects



MULTIFINISH

Recommended for all standard lacquers

4.1 mm X-Speed tip

1000 ml stainless steel container

Standard feed tube;
feed tube filter fine;
feed tube filter coarse

Standard in package

PART-NO. 2335658



WALLFINISH

Recommended for emulsions and acrylic paints

4.1 mm X-Speed tip

1400 ml plastic container

Emulsion feed tube

Optional

PART-NO. 2335659



FINEFINISH

Recommended for stains

1.8 mm round nozzle

1000 ml stainless steel container

Standard feed tube;
2x feed tube filter fine

Optional

PART-NO. 2335657



MAXUM ELITE GUN

For contractors and finishing professionals who expect flawless results with the versatility to use gravity- or siphon-fed cup gun.

- ◆ Removable and reversible fluid chamber design enables use with standard pressurized cup and pressurized gravity cup
- ◆ Stainless steel fluid passages
- ◆ Fluid needle stays with packing and head assembly for colour and tip size changes—allows for easier storage and clean up
- ◆ Integrated check valve in gun head
- ◆ Patented grip design for stay-cool operation
- ◆ Multi-position pick-up tube for spraying at various angles
- ◆ Comes standard with a #3 Proset (Needle set)



◆ Maxum Elite Gun with Gravity Cup and Stand



Maxum II Gun ◆

MAXUM II GUN

For maximum control and pinpoint-accurate coating delivery, the Maxum II is an excellent choice for contractors and finishing professionals who need a precise fine finishing tool.

- ◆ Ability to convert from non-bleeder to bleeder gun
- ◆ Comes standard with a #3 Proset (Needle set) and 1 Qt. cup



◆ Maxum Elite Gun

MAXUM ELITE GUN	PART-NO.
Maxum Elite Gun with 1 Qt. Cup	0524027
Maxum Elite Gun with Gravity Cup	0524052
MAXUM ELITE ACCESSORIES	PART-NO.
Pressure-Fed 1 Qt. Cup	0524271A
Gravity Cup Accessory with Stand	0524045
MAXUM II GUN	PART-NO.
Maxum II Gun with Pressure-Fed 1 Qt. Cup	0524041

PROJECTOR SETS	MAXUM II	MAXUM ELITE
#2 Projector Set (Fine Finish)	0276254	0524293
#3 Projector Set (All-Purpose)	0276227	0524294
#4 Projector Set (High Output)	0276228	0524295
#5 Projector Set (High Output)	0276229	0524296
#6 Projector Set (High Output)	0276245	0524297
#7 Projector Set (Highest Output)	0524211	0524298



Maxum II
Standard Kit



White,
1 Qt. Cup
Petrolkets



Gun Repair Kit
for Maxum II
Gun



GUN REPAIR KITS / PARTS

PART-NO.

Replacement Check Valve Assemblies (3-pack)	0297051
Check Valve Seals (10-Pack)	0276257
Gun Repair Kit for Maxum II Gun	0277943
Gun Repair Kit for Maxum Elite Gun	0524187
Spring Plate Assembly	0275250

MAINTENANCE KITS

MAXUM II

MAXUM ELITE

Standard Kit	0279942	0524188
--------------	---------	---------

REPLACEMENT TURBINE FILTERS

PART-NO.

Air Filter Kit (Pleated) Capspray 105 Atomizing Air	0524523A
Pre-Filter Kit (Qty. 2) Capspray 105	0524526A
Filter	0524528A

CUPS AND ACCESSORIES

PART-NO.

1-Qt. Cup Assembly with Swivel Tube	0277183
1-Qt. Replacement Cup	0275573
2-Qt. Remote Cup System (Complete)	0524203
Gravity Cup Assembly with Stand	0524045
White, 1 Qt. Cup Petrolkets, Hot Solvents (6-pack)	0297052

2 QT. REMOTE CUP

Transform your turbine system into a high-capacity sprayer without adding the cost and weight of a bulky air compressor.

For use with Capspray 105 sprayers.
5' Air whip hose sold separately.



PART-NO.

2 Qt. Remote Cup	0524203
------------------	---------



Flex Air
Hose

PART-NO.

30' x 3/4" Flex Air Hose	0277337
5' x 3/4" Air Whip Hose	0524405A
Quick Disconnect (F) Turbine	0275625



AIRLESS ACCESSORIES

Accessories for Compact, Impact, Elite, PowrBeast, PowrTwin and Hydra sprayers.



RX-80 AIRLESS SPRAY GUN

- Comes with two or four-finger trigger
- Pressure rated at 3600 PSI (24.8 MPa)



Comfort Grip

Ergonomic design brings added comfort.



Longer Life Packing Kit

Lasts longer with improved performance.



Onboard Tools

Smart tools that make jobsite life easier.
Built-in Filter Removal Tool.

	PART-NO.
RX-80 Airless Gun, Four-Finger with SC-6+	0538007
RX-80 Airless Gun, Two-Finger with SC-6+	0538008
RX-80 4-Finger Gun, Hose and Tip w/ SC-6+*	0538011
RX-80 Gun, Hose and Tip Kit (8-pk)	2403960
RX-80 Repair Kit	0538215
*Includes additional 3' whip hose and a 2-finger trigger.	



3 Grip Sizes
Available



RX-PRO AIRLESS SPRAY GUN

- Comes with both two and four-finger trigger
- Pressure rated at 3600 PSI (24.8 MPa)



Ultra-light Trigger

30% lighter than the competitors trigger pull decreasing fatigue.



FingerPrint Grip

Customize the grip to comfortably fit any painter's hand.



Infinity Packing

2X the gun life by reversing the seat and changing the ball.



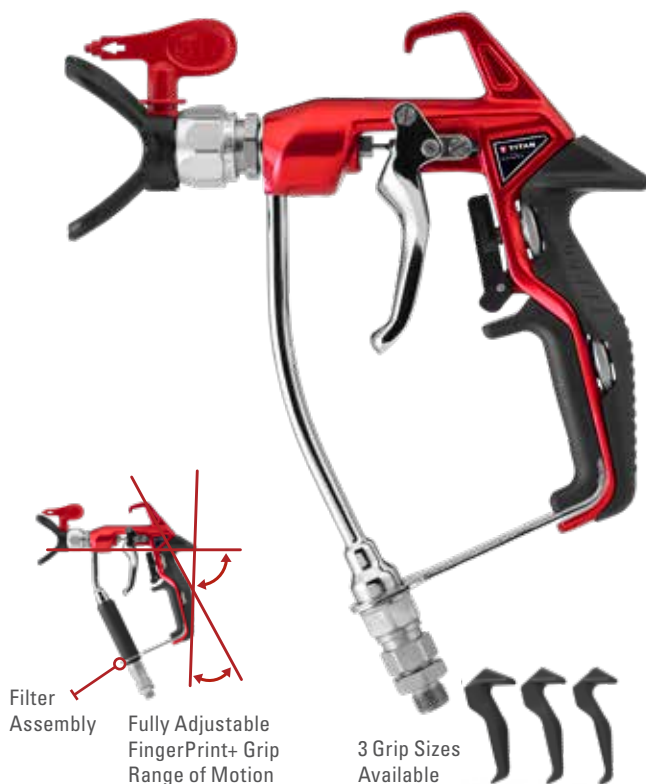
Onboard Tools

Smart tools that make jobsite life easier.
Built-in Filter Removal Tool.

FINGERPRINT GRIP CUSTOMIZABLE TO YOUR HAND SIZE.

	PART-NO.
Small	0538217
Medium	0538218
Large	0538219

	PART-NO.
RX-Pro Airless Gun with TR1 Tip	0538020
RX-Pro Gun, Hose, Whip & Tip Kit	0538022
RX-Pro Gun, Hose & Tip Kit (8-pk)	0538030
RX-Pro Gun, Hose, Whip & HEA Tip Kit	0538033
RX-Pro Ball Valve	0538221
RX-Pro Seat	594-033
RX-Pro Packing Seal Assy.	0538204A



RX-APEX AIRLESS SPRAY GUN

- Comes with two-finger trigger
- Pressure rated at 5000 PSI (34.5 MPa)
- Stainless Steel Direct Feed (Non-Filtered Shown)



All-Day Trigger

28% lighter trigger pull force and 74% less hold force.



FingerPrint+ Grip

Fully adjustable grip delivers maximum customization.



Infinity Packing

2X the gun life by reversing the seat and changing the ball.



Free-Flow Swivel

Only direct feed airless gun with built-in swivel.

FINGERPRINT+ GRIP CUSTOMIZABLE TO YOUR HAND SIZE.

PART-NO.

Small	0538247
Medium	0538248
Full	0538256

PART-NO.

RX-Apex, Non-Filtered Airless Gun with TR ¹ Tip	0538070
RX-Apex, Filtered Airless Gun with TR ¹ Tip	0538075
RX-Apex, Non-Filtered Airless Gun, Hose & TR ¹ Tip Kit	0538072
RX-Apex, Non-Filtered, High Pressure Airless Gun, Hose & TR ¹ Tip Kit	0538073
RX-Apex, Filtered Airless Gun, Hose & TR ¹ Tip Kit	0538076
RX-Apex, Filtered Airless Gun, Hose & TR ¹ HEA Tip Kit	0538077

S-SERIES: SPRAY SPECIALIZED COATINGS WITH EASE



S-3 AIRLESS GUN

- In-handle filter
- Easy four-finger trigger pull
- 1/4" swivel reduces hose kinks
- Pressure rated at 3900 PSI (26.9 MPa)

PART-NO.

S-3 Gun with TR ¹ Tip	0550060
S-3 Gun, Hose and Tip Kit	0550065
S-3 Repair Kit	550-275



S-7 AIRLESS GUN

- In-handle filter
- Easy four-finger trigger pull
- Pressure rated at 7700 PSI (53.1 MPa)
- Includes 517 TR¹ high pressure, heavy-duty reversible tip and guard
- Available in two swivel sizes, swivel reduces hose kinks

PART-NO.

S-7 Gun with 1/4" Swivel	550-260
S-7 Gun with 3/8" Swivel	550-270
S-7 Repair Kit	550-276

FROM FINE FINISHING TO THE HARSHTEST COATINGS



M-4 Mastic Gun

M-4 AND M-8 MASTIC GUNS

- Straight line fluid passage allows max flow rate
- Angled handle for increased comfort
- Adjustable needle packing prolongs the life of critical wear parts
- Swivel allows freedom of movement without hose kinking
- Lightweight metal construction

	PSI	PART-NO.
M-4 Mastic Gun	3600 (24.8 MPa)	0289013
M-8 Mastic Gun	7700 (53.1 MPa)	0289014
M-4 / M-8 Repair Kit	---	2347489

FOR TEXTURED APPLICATIONS

SPLATTER NOZZLE

- For smooth texture applications including orange peel and knock down. For best results use with M Series Airless Guns. Air requirement 4-12 CFM at full open.



	PART-NO.
Splatter Nozzle	765-360



GM5000
Electrostatic
gun

GM 3600 GUN

This air-assisted airless gun works with both standard reversible tips and Brilliant Flat Tips.

- Inline filter for clean coatings
- Stainless steel fluid passages
- Pressure rated at 3600 PSI (24.8 MPa)



	PART-NO.
3600 AirCoat Gun with Reversible Tip Guard	0524357
GM 3600 Air Cap Assembly for Reversible Tip	0524359
GM 3600 AirCoat Gun with Flat Tip Guard*	0524358
GM 3600 Air Cap Assembly for Flat Tip	394965
GM 3600 AirCoat Test Air Cap Kit	0524229
GM 3600 AirCoat Gun, 50' Hose and Reversible Tip Kit	524219
GM 3600 AirCoat Gun, 50' Hose and Flat Tip Kit	524220

*Includes 9/20 Flat Tip

BRILLIANT FLAT TIP SIZES (FOR GM 3600 GUN)

DESIGNATION	ORIFICE DIAMETER	ANGLE	RECOMMENDED FILTER	PART-NO.
9/20	0.009	20	180 Mesh	0526209
9/40	0.009	40	180 Mesh	0526409
11/10	0.011	10	180 or 100 Mesh	0526111
11/20	0.011	20	180 or 100 Mesh	0526211
11/40	0.011	40	180 or 100 Mesh	0526411
13/10	0.013	10	100 Mesh	0526113
13/20	0.013	20	100 Mesh	0526213
13/40	0.013	40	100 Mesh	0526413
15/10	0.015	10	100 Mesh	0526115
15/20	0.015	20	100 or 50 Mesh	0526215
15/40	0.015	40	100 or 50 Mesh	0526415
17/20	0.017	20	50 Mesh	0526217
17/40	0.017	40	50 Mesh	0526417

GM5000 ELECTROSTATIC GUN

Up to 20 % higher transfer efficiency than competitive electrostatic sprayers.

- High-voltage ON/OFF at the gun
- Automatic error indication
- Easy to adjust atomization and pattern shape
- Comes complete with gun, hose, round and flat tip

	PART-NO.
GM5000	0521133

THE INDUSTRY LEADER IN TIP TECHNOLOGY

Airless spray tips are a key component to the successful operation of an airless spray system. They define the spray pattern, control the flow, atomize the coating and ultimately tell the pump how hard it must work. A proper understanding of airless tips is critical to the success of any airless application.

TIP CHARACTERISTICS

It is important to remember that the orifice size, in conjunction with the fan-width, determines the spray characteristics of the tip.




TIP WEAR

When beginning a project, choosing the right tip size and fan width will determine both coating consumption and production time. If the tip size is wrong – either by choice or through wear – mil thicknesses will be too heavy and the finish will be unprofessional.

The spray pattern chart demonstrates what happens as a tip wears. As wear occurs, the pattern size decreases and the orifice size increases. You will have to make more passes to cover the same area. There is no standard rate of tip wear due to the variation of the abrasiveness of all coatings.






EXAMPLES FOR UNDERSTANDING AIRLESS TIPS

Fan Width :		10°		10°		10°
Orifice Size :	.017		.021		.026	
Tip Number :	517		521		526	
	Least Volume		More Volume		Most Volume	

EXAMPLE A:





The larger the orifice with the same fan width, the greater the volume of paint applied to the area.





Fan Width :		8°		12°		16°
Orifice Size :	.017		.017		.017	
Tip Number :	417		617		817	
	Narrow Fan		Medium Fan		Large Fan	

EXAMPLE B:

The larger the fan width with the same orifice means the same amount of material is being applied over a greater area. The result is less volume of paint per square inch.

HOW A TIP FAN PATTERN TYPICALLY WEARS

SC-6" WITH 517 TIP			
SPRAY PATTERN WIDTHS			
New 517	Worn to 419	Worn to 321	Worn to 223
			
FLOW RATES			
.31 gpm (1.17 lpm)	.39 gpm (1.47 lpm)	.47 gpm (1.78 lpm)	.57 gpm (2.15 lpm)
FLOW RATE INCREASE			
0 %	26 %	52 %	84 %

TR' WITH 517 TIP			
SPRAY PATTERN WIDTHS			
New 517	Worn to 519	Worn to 521	Worn to 523
			
FLOW RATES			
.31 gpm (1.17 lpm)	.39 gpm (1.47 lpm)	.47 gpm (1.78 lpm)	.57 gpm (2.15 lpm)
FLOW RATE INCREASE			
0%	26%	52%	84%

PREMIUM TR¹ REVERSIBLE TIP

- The best overall performing tip in the industry
- Fan pattern stays wider longer
- An orifice that outlasts competitive tips delivering consistent film thickness and less wasted paint
- Fits all Titan and most other industry spray gun guards

TR¹ TIPS 695-XXX

		ORIFICE SIZE (INCHES)									
	INCHES	MM	.009	.011	.013	.015	.017	.019	.021	.025	.027
FAN PATTERN WIDTH	2-4	51-102									
	4-6	102-152	209	211	213	215	217				
	6-8	152-203		311	313	315	317				
	8-10	203-254		411	413	415	417				
	10-12	254-305			513	515	517	519	521	525	
	12-14	305-356									627
	Flow (GPM)	---	0.09	0.12	0.18	0.24	0.31	0.39	0.47	0.67	0.78
	Flow (LPM)	---	0.34	0.45	0.68	0.91	1.17	1.47	1.78	2.53	2.95

Maximum Working Pressure: 5000 PSI (34.5 MPa)

TR¹ HIGH PRESSURE TIPS 696-XXX

		ORIFICE SIZE (INCHES)																				
FAN PATTERN WIDTH	INCHES	MM	.007	.009	.011	.013	.015	.017	.019	.021	.023	.025	.027	.029	.031	.033	.035	.037	.039	.043	.045	.055
	2-4	51-102	107	109	111	113	115	117	119													
	4-6	102-152		209	211	213	215	217	219	221	223	225	227									
	6-8	152-203		309	311	313	315	317	319	321	323	325	327	329	331	333	335	337	339			
	8-10	203-254		409	411	413	415	417	419	421	423	425	427	429	431	433	435		439	443	445	455
	10-12	254-305		509	511	513	515	517	519	521	523	525	527	529	531	533	535	537	539	543	545	555
	12-14	305-356		609	611	613	615	617					627									655
	14-16	356-406						717	719	721	723	725	727		731	733	735					
	16-18	406-457						817	819	821							835	837	839	843		
	18-20	457-508									923	925	927		931			937				
Flow (GPM)	---	0.05	0.09	0.13	0.18	0.24	0.31	0.39	0.47	0.57	0.67	0.78	0.91	1.03	1.17	1.32	1.40	1.64	1.99	2.18	3.26	
Flow (LPM)	---	0.19	0.34	0.45	0.68	0.91	1.17	1.47	1.78	2.15	2.53	2.95	3.44	3.89	4.42	4.99	5.29	6.20	7.52	8.24	12.32	

Maximum Working Pressure: 7700 PSI (53.1 MPa)

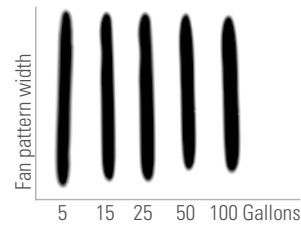
TR¹ LINE STRIPING TIPS 697-XXX

		ORIFICE SIZE (INCHES)													
FAN PATTERN WIDTH	INCHES	MM	.013	.015	.017	.019	.021	.023	.025	.027	.029	.031	.035	.039	.043
	2	51	213	215	217	219									
	4	102	413	415	417	419	421	423	425	427	429	431	435	439	443
	6	152		615	617	619	621	623	625	627	629	631	635	639	643
	8–10	203–254					821	823	825	827	829	831	835	839	843
	Flow (GPM)	---	0.18	0.24	0.31	0.39	0.47	0.57	0.67	0.78	0.91	1.03	1.32	1.64	1.99
	Flow (LPM)	---	0.68	0.91	1.17	1.47	1.78	2.15	2.53	2.95	3.44	3.89	4.99	6.20	7.52

Maximum Working Pressure: 5000 PSI (34.5 MPa)

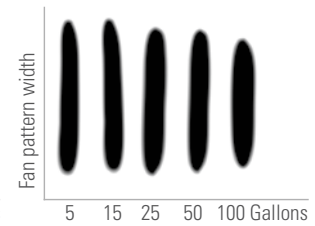
PROVEN RESULTS IN A 100 GALLON TEST TITAN TR¹ TIP VS. THE COMPETITOR'S PREMIUM TIP

Titan TR¹ Spray-out Test




Titan's TR¹ tip has a consistently wide fan pattern and an orifice that outlasts the competition making it the best performing tip in the industry.

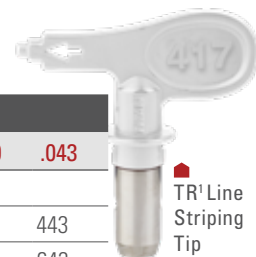
Competition Spray-out Test



Fan pattern does not stay wide as long as the TR¹.



TR¹ High Pressure Tip



TR¹ Line Striping Tip

TR¹ HEA TIP



Perfect for interior and exterior residential and commercial wall spraying.



THE RIGHT MIX FOR PRODUCTION 330-XXX

		ORIFICE SIZE (INCHES)						
	INCHES	MM	.011	.013	.015	.017	.019	.021
FAN PATTERN WIDTH	4-6	102-152	211	213				
	6-8	152-203	311	313				
	8-10	203-254	411	413	415	417		421
	10-12	254-305			515	517	519	521
	12-14	305-356			615	617	619	621
	Flow (GPM)	---	0.09	0.12	0.18	0.24	0.31	0.47
	Flow (LPM)	---	0.34	0.45	0.68	0.91	1.17	1.79


Maximum Working Pressure: 5000 PSI (34.5 MPa)

HEA | HIGH EFFICIENCY AIRLESS™

REVOLUTIONARY LOW PRESSURE TECHNOLOGY

- Optimized to spray all architectural paints and coatings at 1,000 psi at production speed
- Decreases overspray up to 55% allowing contractors to spray more
- Less pressure equals less stress extending pump life and extending time between repacks
- Two times the life of a standard reversible tip
- Patented design

HIGHLY EFFICIENT FAN PATTERN



Latex emulsion paint through a standard 517 tip at 1,000 PSI



Latex emulsion paint through a HEA 517 tip at 1,000 PSI

- Feathered edge provides consistent coverage
- More forgiving pattern that decreases runs and drips
- Less kickback when triggered providing more control and less overspray
- Fits all industry standard guards

MAXIMIZE THE PERFORMANCE OF YOUR HEA TIP



HEA Gauge Assembly Kit 0580495

HIGH QUALITY SC-6+ REVERSIBLE TIP

- The industry's longest-lasting orifice
- Up to 22% wider fan pattern
- Fits all Titan and most industry standard guards



SC-6+ SYNERGY FINE FINISHING TIPS 671-XXX

FAN PATTERN WIDTH	INCHES	MM	ORIFICE SIZE (INCHES)			
			.008	.010	.012	.014
4-6		102-152	208	210	212	214
6-8		152-203	308	310	312	314
8-10		203-254	408	410	412	414
10-12		254-305		510	512	
12-14		305-356			612	
Flow (GPM)	---		0.07	0.11	0.16	0.21
Flow (LPM)	---		0.26	0.42	0.60	0.79

Maximum Working Pressure: 5000 PSI (34.5 MPa)

SC-6+ WIDESPRAY TIPS 661-XXX

FAN PATTERN WIDTH	INCHES	MM	ORIFICE SIZE (INCHES)									
			.019	.021	.023	.025	.027	.029	.031	.033	.035	.037
24-26		610-660	1219	1221	1223	1225	1227	1229	1231	1233	1235	1237
Flow (GPM)	---		0.39	0.47	0.57	0.67	0.78	0.91	1.03	1.17	1.32	1.47
Flow (LPM)	---		1.47	1.78	2.15	2.53	2.95	3.44	3.89	4.42	4.99	5.56

Maximum Working Pressure: 5000 PSI (34.5 MPa)

SC-6+ TIPS 662-XXX

FAN PATTERN WIDTH	INCHES	MM	ORIFICE WIDTH (INCHES)																			
			.007	.009	.011	.013	.015	.017	.019	.021	.023	.025	.027	.029	.031	.033	.035	.039	.043	.045	.051	.055
	2-4	51-102	107	109	111	113	115	117														
	4-6	102-152	207	209	211	213	215	217	219	221	223	225	227	229	231	233	235					
	6-8	152-203	307	309	311	313	315	317	319	321	323	325	327	329	331	333	335					
	8-10	203-254	407	409	411	413	415	417	419	421	423	425	427	429	431	433	435	439	443	445	451	455
	10-12	254-305		509	511	513	515	517	519	521	523	525	527	529	531	533	535	539	543	545	551	555
	12-14	305-356		609	611	613	615	617	619	621	623	625	627	629	631	633	635	639	643	645	651	655
	14-16	356-406							719	721					731		735					
	16-18	406-457								821					831							
Flow (GPM)	---		0.05	0.09	0.13	0.18	0.24	0.31	0.39	0.47	0.57	0.67	0.78	0.91	1.03	1.17	1.32	1.64	1.99	2.18	2.80	3.26
Flow (LPM)	---		0.19	0.34	0.45	0.68	0.91	1.17	1.47	1.78	2.15	2.53	2.95	3.44	3.89	4.42	4.99	6.20	7.52	8.24	10.58	12.32

Maximum Working Pressure: 5000 PSI (34.5 MPa)

TITAN TIPS PAINT MORE

Titan Tips Vs. the Competition

Long-lasting orifice gives you more usable tip life, spraying a consistent film thickness and wasting less paint.



A FULL SPECTRUM OF SPRAY TIPS

FLAT TIPS 002-XXX

- Precision machined from the highest quality Tungsten Carbide
- Solvent-proof seal holds up against the harshest coatings
- Pressure rated to 5000 PSI (34.5 MPa)



	INCHES	MM	ORIFICE SIZE (INCHES)									
			.007	.009	.011	.013	.015	.017	.018	.019	.021	.023
FAN PATTERN WIDTH	2-4	51-102	107	109	111		115	117		119	121	223
	4-6	102-152	207	209	211	213	215	217		219	221	225
	6-8	152-203		309	311	313	315	317	318	319	321	323
	8-10	203-254	407	409	411	413	415	417	418	419	421	423
	10-12	254-305	507	509	511	513	515	517	518	519	521	523
	12-14	305-356	607		611	613	615	617	618	619	621	623
	14-16	356-406				713	715	717		719	721	723
	16-18	406-457			811	813	815	817	818	819	821	823
	18-20	457-508				913	915		918			923
	20-22	508-559						1017			1021	
	22-24	559-610										
	24-26	610-660				1213	1215		1218		1221	1223
	26-28	660-711										
	Flow (GPM)	---	0.05	0.09	0.13	0.18	0.24	0.31	0.35	0.39	0.47	0.57
	Flow (LPM)	---	0.19	0.34	0.49	0.68	0.91	1.17	1.32	1.47	1.78	2.15

FAN PATTERN WIDTH	INCHES	MM	ORIFICE SIZE (INCHES)																					
			.025	.026	.027	.029	.031	.033	.035	.036	.039	.041	.042	.043	.047	.049	.052	.055	.058	.062	.072			
	2-4	51-102																						
	4-6	102-152	225						231															
	6-8	152-203	325				327			331				336			342				352			
	8-10	203-254	425	426	427	429	431	433	435	436	439	441			443			449	452				472	
	10-12	254-305	525			527	529	531			535	536	539			543	549	552			558	562		
	12-14	305-356	625	626	627			631	633	635	636			641	643			652	655					
	14-16	356-406	725			727			731			735												
	16-18	406-457	825			827			831			835	836	839			843	847				862		
	18-20	457-508	925	926					931					936							962			
	20-22	508-559									1031													
	22-24	559-610													1136					1143				
	24-26	610-660					1226			1229	1231													
	26-28	660-711																						
	Flow (GPM)	---	0.67	0.73	0.78	0.91	1.03	1.17	1.32	1.40	1.64	1.81	1.90	1.99	2.38	2.58	2.91	3.26	3.62	4.14	5.58			
	Flow (LPM)	---	2.53	2.76	2.95	3.44	3.89	4.42	4.99	5.29	6.20	6.84	7.18	7.52	9.00	9.75	11.00	12.32	13.68	15.65	21.09			

METERING ORIFICE 512-XXX

Designed to produce a more complete atomization of the spray pattern.
Increases your transfer efficiency by allowing you to spray at lower pressures and assists in atomizing difficult coatings.

ORIFICE - INCHES	MAX RECOMMENDED TIP SIZE	PART-NO.
.011	.007	512-011
.013	.009	512-013
.015	.011	512-015
.018	.013	512-018
.021	.017	512-021
.023	.019	512-023
.026	.021	512-026
.031	.026	512-031
.035	.031	512-035
.039	.035	512-039

When ordering, always use a metering orifice that is at least .004 larger than the spray tip being used. Example: a .019 tip should be used with a .023 Metering Orifice.



A GUARD FOR EVERY TIP

Titan tip guards are designed to maximize airflow with minimal overspray. With a guard for every tip and the universal fitting which

matches most industry standard guns we have you covered.



■ No Build



■ High Pressure



■ Flat Tip



■ Adjustable

NO BUILD GUARD (7/8")

Aerodynamic dimple design allows for better airflow and less paint build up. Seal cavity on safety guard has large "flats" for quick and easy installation of seal.

- Rotate guard without loosening from gun
- No tools needed for installation
- Interchangeable with most industry spray guns
- Pressure rated at 5000 PSI (34.5 MPa)

	PART-NO.
No build guard	0289228

HIGH PRESSURE TIP GUARD (7/8")

- Interchangeable with most industry spray guns
- Pressure rated at 7700 PSI (53 MPa)

	PART-NO.
High pressure tip guard	661-027

ADJUSTABLE AND FLAT TIP GUARD

- Interchangeable with most industry spray guns
- Pressure rated at 5000 PSI (34.5 MPa)

	PART-NO.
7/8" - 14	450-100A
11/16" - 14 (Flat tips only)	0153003

SEALS



	PART-NO.
Metal Retainer	651-040
Black Seal, Latex	651-042
White Seal, Solvent Resistant	651-020
White Seal, Solvent Resistant (6-pack)	661-021
Seal and Retainer Kit, Solvent Resistant (5-pack)	661-020
Seal and Retainer Kit, Solvent Resistant (12-pack)	651-060
Petrolket Kit, 1/8" (12-pack)	711-612A
Petrolket Kit, 1/16" (12-pack)	711-606



THE BEST FILTERS AVAILABLE

Nothing destroys a piston or a gun tip faster than debris in the coating. That's why you need the best paint filters available. Titan gun filters and manifold filters are designed for long life and maximum protection.

They are made from stainless steel for strength and service. We offer a wide variety of mesh sizes from 0 to 150.

PUMP MANIFOLD FILTERS

	FOR USE ON IMPACT 410-1140; 640IX- 1140IX AND ELITE 3500.	FOR USE ON POWR- TWIN 4900, 5500, 6900, 8900, 10000 AND 12000 PLUS. POWRBEAST 4700/7700/9700	FOR USE ON HYDRA	FOR USE ON ALL 10" POWRcoat MODELS.	FOR USE ON TITAN E15, E20, G40 AND G55.
MESH	PART-NO.	PART-NO.	PART-NO.	PART-NO.	PART-NO.
0 COARSE		930-004			
5		930-005	920-001		
30	730-067-30				761-042
50*		930-006	920-004		
60	730-067			0533514	
100 EXTRA FINE	730-067-10	930-007	920-005		

*Standard with sprayer, excludes ball. Ball check sold separately (920-103).

GUN AND PUMP FILTERS

Unthreaded and threaded filter design for quick and easy replacement.

	UNTHREADED		THREADED	
	FOR USE WITH RX-PRO, RX-80, G-10, LX-30, LX-40, LX-50, LX-70, S-3 AND S-7.		FOR USE WITH LX-80II AND LX-80 PLATINUM.	
	BULK	2-PACK	BULK	2-PACK
Coarse (Green)*	581-059	0089957	540-030	500-200-03
Medium (White)	581-060	0089958	540-060	500-200-06
Fine (Yellow)	581-062	0089959	540-100	500-200-10
Extra Fine (Red)	581-061	0089960	540-150	500-200-15

*Manifold filter for Advantage 400, 440i and Impact 400.

IN-LINE FILTER Designed for added filtration or when using a gun without a filter.

	PART-NO.
In-Line Filter	550-223

INLET SCREENS

	SMALL	
MESH	BULK PART-NO.	PACKAGED PART-NO.
30 mesh (Fine)	700-900	700-900A
10 mesh (Coarse)	700-805	700-805A
30 mesh (Male)	----	0552947*

*For PowrLiner 550 and 850 only

	LARGE	
MESH	BULK PART-NO.	PACKAGED PART-NO.
30 mesh (Fine)	710-191	710-191A
10 mesh (Coarse)	710-046	710-046A

HYDRAULIC AND PNEUMATIC	
	PART-NO.
PowrTwin 4900, 6900, 8900, 12000 Plus and XLT	0509762A
All GHD	710-046A
Hydra Pro IV	0509762A
PowrCoat 10" (30 Mesh)	0533968



WHEN YOUR ARMS JUST AREN'T LONG ENOUGH

- ◆ Maximize the speed and efficiency of your operation
- ◆ Minimize danger – eliminate reaching from ladders
- ◆ Get the job done safely and quickly the first time
- ◆ Paint easily from a safe distance, keeping yourself and clothing clean



SPRAYGUIDE

May your lines be straighter and your profits greater! This unique free-wheeling disc glides smoothly over virtually every surface.

Cut-in around windows, doors, trim and more without time-consuming prep work.

- ◆ Eliminates time-consuming masking or cutting in with brush
- ◆ Attaches to a gun extension or an extension pole (sold separately) decreasing ladder work
- ◆ Best if used with a 411 tip. (Not included)
- ◆ Pressure rated at 3600 PSI (24.8 MPa)

	PART-NO.
SprayGuide Complete Kit	0538900
SprayGuide Replacement Arm and Disk Only	0538902



ALUMINUM GUN EXTENSIONS

Our aluminum gun extensions are lightweight and easy to handle and can be used with all 7/8" thread airless spray guns.

- ◆ Pressure rated at 3600 PSI (24.8 MPa)
- ◆ 7/8" x 14 Thread is Standard

	PART-NO.
12.5 cm	2418848
25 cm	2418850
50 cm	2418851
75 cm	2418852



HIGH PRESSURE ALLOY STEEL GUN EXTENSIONS

When you need something a little more heavy duty. Can be used with all 7/8" thread airless spray guns.

- ◆ Pressure rated at 7700 PSI (53.1 MPa).
- ◆ 7/8" x 14 Thread is Standard

	PART-NO.
6" (15 cm)	611-280
12" (30 cm)	611-281
18" (45 cm)	611-282
24" (60 cm)	611-283



EXTENSION POLE

These lightweight aluminum extensions are constructed with inner core ribs which reinforce the poles and greatly increase their rigidity. The inner core rib construction allows different length poles to be easily coupled together up to 12', while maintaining the proper rigidity to suit most job conditions.

- Reach high out-of-the-way places when spray or pressure rolling
- Adapts to most airless guns
- Includes Extension Pole Coupling (0509908)
- Pressure rated at 3600 PSI (24.8 MPa)

	PART-NO.
1.5' (0.46 m) Pole	310-381-1
3' (0.9 m) Pole	2418862
6' (1.8 m) Pole	2418858



LX-75 IN-LINE GUN

- All metal construction
- A natural extension to any pole
- In-handle filter
- Swivel reduces hose kinks and ensures effortless control
- Pressure rated at 3600 PSI (24.8 MPa)

	PART-NO.
LX-75 IN-LINE Gun	550-475
Repair Kit	550-521



SWIVEL HEAD

Titan's new easy turn swivel rotates 260 degrees for greater versatility and accessibility.

- Pressure rated at 3600 PSI (24.8 MPa)

	PART-NO.
7/8" x 14 Thread Swivel Head - Female	0538029
7/8" x 14 Thread Swivel Head - Male	711-600

6' OUTRIGGER

Convert existing gun to 6' (2 m) pole gun and back in seconds. Outrigger allows you to increase production and profits. No additional hoses or fittings required.

- Constructed of lightweight and rigid aluminum to reduce arm fatigue
- Large gun installation holder and knob
- Adapts to all Titan airless spray guns and most manufacturers' airless spray guns

	PART-NO.
6' Outrigger	757-920

LX-75 POLE GUN

Reach those high, out-of-the-way places that normally require the use of a ladder or scaffolding.

- All metal construction
- Full-length needle ensures positive shut-off at tip
- Gun swivel and In-handle filter
- Pressure rated at 3600 PSI (24.8 MPa)

	PART-NO.
LX-75 Pole Gun	550-495
Repair Kit	550-487



Angle Adapter Assembly



Extension Pole Coupling

LX-75 Pole Gun

ANGLE ADAPTER ASSEMBLY

Adapt any extension pole to any standard airless gun. Because of its right-angle design, the angle adapter allows the pole to extend from the gun at the same angle as the handle. The result is greater efficiency and comfort.

- Pressure rated at 3600 PSI (24.8MPa)

	PART-NO.
Angle Adapter Assembly	0509907

EXTENSION POLE COUPLING

Allows you to connect different length extruded poles together to create different lengths for any application. (Do not exceed 12')

	PART-NO.
Extension Pole Coupling	0509908

THE RIGHT EQUIPMENT FOR THE JOB



HIGH QUALITY AIRLESS FLUID HOSES AND WHIP HOSES

			MAX. WORKING PRESSURE - PSI (MPA)					END CONNECTION
LENGTH			3300 (22.8)	3600 (24.8)	4500 (31.0)	6500 (44.8)	7500 (51.7)	
I.D.	FEET	METERS	PART-NO.	PART-NO.	PART-NO.	PART-NO.	PART-NO.	
1/8"	3	0.9	---	---	290685	---	---	1/4" NPSM (F/M)
	3	0.9	291004	---	---	---	---	1/4" NPSM (F/M)
	5	1.5	316-506	---	---	---	---	1/4" NPSM (F/M)
3/16"	9	2.7	550-222	---	---	---	---	1/4" NPSM (F/M)
	25	7.6	291007	---	---	---	---	1/4" NPSM (FBE)
	50	15.2	291008	---	---	---	---	1/4" NPSM (FBE)
1/4"	3	0.9	---	---	2389428	2389440	2389450	1/4" NPSM (FBE)
	6	1.8	316-533*	---	2389430	2389442	2389452	1/4" NPSM (FBE)
	6	1.8	550-227	---	---	---	---	1/4" NPSM (F/M)
	25	7.6	316-513	---	---	---	---	1/4" NPSM (FBE)
	50	15.2	316-505	286498	2389429	2389441	2389451	1/4" NPSM (FBE)
	100	30.5	---	---	2389427	2389439	2389449	1/4" NPSM (FBE)
3/8"	6	1.8	---	---	2389436	2389446	2389456	3/8" NPSM (FBE)
	25	7.6	508342	---	---	---	---	3/8" NPSM (FBE)
	50	15.2	291006	286499	2389434	2389445	2389455	3/8" NPSM (FBE)
	100	30.5	---	---	2389432	2389444	2389453	3/8" NPSM (FBE)
1/2"	25	7.6	225-112*	---	---	---	---	1/2" NPSM (FBE)
	50	15.2	250-112*	---	2389425	2389438	2389448	1/2" NPSM (FBE)
	100	30.5	---	---	2389424	2389437	2389447	1/2" NPSM (FBE)
3/4"	50	15.2	---	---	---	2389443	2426010	3/4" NPSM (FBE)
3/5"	50	15.2	---	---	---	---	2426011	3/4" NPSM (FBE)

*Textile Braid. Spring guards at both ends.

FBE Female Both Ends, **NPT** National Pipe Tapered Thread, **NPSM** National Pipe Straight Mechanical Thread, **MBE** Male Both Ends, **F/M** 1 Female / 1 Male Connection

MOISTURE RESISTANT HOSE

DESCRIPTION	PART-NO.
3/8" x 7500 PSI x 50'	375750050ML
1/2" x 7500 PSI x 50'	500750050ML
3/4" x 1000 PSI Transfer hose	750100012R



HOSE SHIELD

Protect your airless hose from paint and abrasion damage with a durable four-mil poly hose cover. Comes in 1100' lengths with perforations every 5' to fit any length of hose. Works with 1/4" and 3/8" hoses.



Hose sold separately.

	PART-NO.
Hose Shield	0521424



REEL-EZ HOSE REELS

Eliminate hose hassles while increasing your production. Both models mount to most major manufacturers' paint sprayers with similar designs.

- The 16" Cart-Mount holds up to 100' (30.5 m) of 1/4" airless hose
- The 10" Skid-Mount holds up to 50' (15.2 m) of 1/4" airless hose
- Pressure rated at 3600 PSI (25 MPa)

Fits handles/carts 3/4" to 1-1/2" in diameter.

	PART-NO.
16" Cart-Mount	769-100
10" Skid-Mount	769-200



HIGH PRESSURE SWIVELS

- Decreases resistance while spraying reducing overall fatigue
- Reduces hose kinking
- Pressure rated at 5000 PSI (34.5 MPa)

	PART-NO.
Gun-to-Hose / Hose-to-Pump 1/4" (0.63 cm) NPS (F) x 1/4" (0.63 cm) NPS (M)	0509985
Hose-to-Hose 1/4" (0.63 cm) NPS (M) x 1/4" (0.63 cm) NPS (M)	0502135



AIR SPRAY HOSES

	PART-NO.
30' x 3/8" Air (Red)	0295689
30' x 3/8" Fluid (Black)	0277348

AIR-ASSISTED AIRLESS SPRAY HOSES

	PART-NO.
3/16" x 25' Bonded Fluid Hose	9984595
1/4" x 50' Bonded Fluid Hose	0524333
5' Fluid Whip Hose	0550861



HIGH PRESSURE FLUID GAUGE KIT

Includes: 5000 PSI (34.5 MPa) high pressure fluid gauge attached to a T-Fitting with one 1/4" (M)(.63cm) fitting & one 1/4" (F)(.63cm) fitting.

HEA PRESSURE GAUGE

Maximize the performance of your TR¹ HEA Tips.

	PART-NO.
High Pressure Fluid Gauge Kit	0508239
Fluid Gauge Only	0508626
HEA Pressure Gauge	0580495

SPRAYROLLER

- Designed to spray and back roll in one motion.
One person doing the work of two employees
- Reduces overspray decreasing Prep work
- Professional finish from a new/novice applicator
- Provides consistent mil thickness on textured surfaces
- Gives a roller finish; easier to touch-up
- Modular design
- Attaches to the Titan SprayGuide swivel
- Uses any standard roller cover
- Designed to be used with all airless sprayers and extension poles
- Quick tool-free changeover for the complete wall system

SPRAYGUIDE

Exclusive CUT-IN tool

- No more taping, no more ladders
- Perfect for windows, doors and roof lines



	PART-NO.
SprayRoller (no tip)	2403780
SprayRoller Combo Kit*	2403959
SprayRoller Combo Kit* with 3' Pole	2404013

*Combo Kit includes: 9" SprayRoller, SprayGuide, TR1 415 Reversible Tip & Swivel Head Assembly



INNER-FEED ROLLER

Roll non-stop until the job is done

- Up to four times faster than standard rolling
- Never take the roller off the wall to go back to the tray; when the roller starts to get dry, simply pull the trigger to wet roller cover
- Never have to worry about dry edges
- More consistent mil thickness
- Designed to be used with all airless sprayers and any brand of extension pole

	PART-NO.
Inner-feed Roller Head	2404 445



A FITTING FOR EVERY JOB

Spraying is more than just hooking up a hose. Sometimes the situation calls for extending hose length or altering the angle of the hose connected to the sprayer. That's when you need Titan manifolds and

fittings. Our fittings are manufactured from quality carbon steel and plated for maximum corrosion resistance.

COUPLINGS

NPS (M)					NPT				
	1/4"	3/8"	1/2"	3/4"	1/8"	1/4"	3/8"	1/2"	3/4"
NPS (M)	1/4"	5045	812-003		490-001	227-006	804-555	814-003	
	3/8"		490-014			812-003	808-555	815-005	
	1/2"			449-621		228-002			814-555
	3/4"								
NPT	1/4"					490-002	490-006		
	3/8"						814-004	814-005	
	1/2"							814-006	101-201
	3/4"								814-007


INFO: NPS (M) AND NPT ARE COMPATIBLE.

Maximum Working Pressure: 5000 PSI (34.5 MPa)

NPSM
Hose to Hose

Manifold to
manifold

Manifold to
hose



COUPLINGS HIGH PRESSURE HOSE TO HOSE

NPS (M)					NPTF				
	1/4"	3/8"	1/2"	3/4"	1/8"	1/4"	3/8"	1/2"	3/4"
NPS (M)	1/4"	367560	367561						
	3/8"								
	1/2"								
	3/4"		9985783	9985782	9985781				
NPTF	1/4"								
	3/8"					9885646	9885643		
	1/2"					9885644	9885647	9885648	
	3/4"								


INFO: NPS (M) AND NPT ARE COMPATIBLE.

Maximum Working Pressure: 7500 PSI (51.7 MPa)

NPSM
Hose to Hose

Manifold to
manifold

Manifold to
hose



ADAPTER



		INNER						
		NPS (M)			M	G		
		1/4"	3/8"	1/2"	M16 X 1.5	G 1/4"	G 3/8"	G 1/2"
OUTER	NPS (M)	1/4"	2325928	2325929*	97201	2332619	2332621	
		3/8"	179732	2325930**	97204		2332620	2332623***
		1/2"	2302993					
	M	M16 X 1.5	34041	367563			115378	
		M20 X 2			118231			
	G	G 1/4"	179247					
		G 3/8"			377342	2353265		
		G 1/2"			349256			

* HC 1/2" auf 1/4" (Emulsion)

** HC 1/2" auf 3/8" (Plaster)

90° STREET ELBOWS



	PART-NO.
3/8" NPT(F) x 3/8" NPT(M)	818-002
1/2" NPT(F) x 1/2" NPT(M)	818-003
3/4" NPT(F) x 3/4" NPT(M)	818-010
Maximum Working Pressure: 5000 PSI (34.5 MPa)	

REDUCER BUSHINGS



	PART-NO.
3/8" NPT(M) x 1/4" NPT(F)	817-001
1/2" NPT(M) x 1/4" NPT(F)	929-061
1/2" NPT(M) x 3/8" NPT(F)	541-009
3/4" NPT(M) x 1/4" NPT(F)	929-062
1" NPT(M) x 3/4" NPT(F)	929-076
1-1/4" NPT(M) x 1" NPT(F)	929-077
Maximum Working Pressure: 5000 PSI (34.5 MPa)	

PIPE TEES



	PART-NO.
1/4" NPT(F)	970-023
3/8" NPT(F)	817-002
1/2" NPT(F)	817-003
3/4" NPT(F)	817-004
Maximum Working Pressure: 5000 PSI (34.5 MPa)	

SWIVEL UNIONS



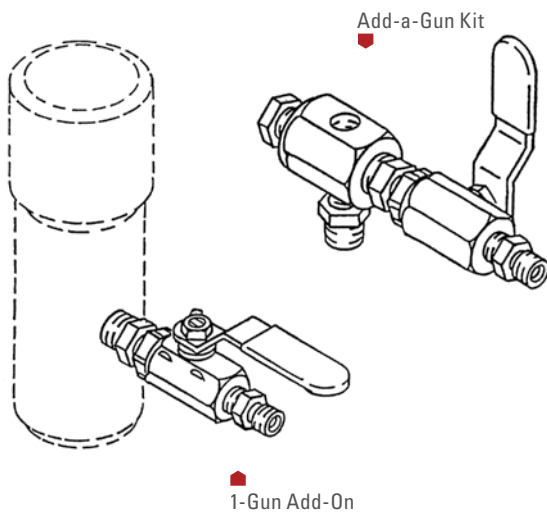
	PART-NO.
1/4" NPS(F) x 1/4" NPT(M)	490-005
3/8" NPS(F) x 1/4" NPT(M)	490-042
1/4" NPS(F) x 3/8" NPT(M)	490-032
3/8" NPS(F) x 3/8" NPT(M)	490-043
1/2" NPS(F) x 1/2" NPT(M)	200-555
3/4" NPS(F) x 3/4" NPT(M)	138-037
1" NPS(F) x 1" NPT(M)	200-556
Maximum Working Pressure: 5000 PSI (34.5 MPa)	

PIPE PLUGS



	PART-NO.
1/4" NPT(M)	227-027
3/8" NPT(M)	227-033
1/2" NPT(M)	210-023
3/4" NPT(M)	210-038
Maximum Working Pressure: 5000 PSI (34.5 MPa)	

MODULAR MANIFOLDS 6 FLUID SECTIONS



GUN ADD-ON KITS:

Can be used on pumps with an open 3/8" NPT port on the manifold.

	1-GUN ADD-ON		ADD-A-GUN	
	975-111 1/4" Hose	975-311 3/8" Hose	975-200 1/4" Hose	975-300 3/8" Hose
INCLUDES	PART-NO.	PART-NO.	PART-NO.	PART-NO.
Nipple, Hex	814-002	814-004	814-002	814-004
Ball Valve	940-553	941-555	940-553	941-555
Nipple, Hex	227-006	808-555	227-006	808-555
Plug, Pipe			227-033	227-033
Block, Mani-fold			970-100	970-100
Nipple, Hex			814-004	814-004

Maximum Working Pressure: 3600 PSI (24.8 MPa)

MULTIPLE GUN ADD-ON ASSEMBLIES (1/4")

Hose connection 1/4" MPSM (M).

	975-212 2-GUNS	975-213 3-GUNS
INCLUDES	QTY.	QTY.
1-Gun Add-On (975-111)	1	1
Add-A-Gun Kit (975-200)	1	2

Maximum Working Pressure: 3600 PSI (24.8 MPa)

MULTIPLE GUN ADD-ON ASSEMBLIES (3/8")

Hose connection 3/8" NPSM (M).

	975-312 2-GUNS	975-313 3-GUNS	975-314 4-GUNS
INCLUDES	QTY.	QTY.	QTY.
1-Gun Add-On (975-311)	1	1	1
Add-A-Gun Kit (975-300)	1	2	3

Maximum Working Pressure: 3600 PSI (24.8 MPa)

HIGH PRESSURE BALL VALVE

FITTING SIZE	PSI	PART-NO.
1/4"	6000 (41.4 MPa)	0533358
1/4"	7500 (51.7 MPa)	0533348
3/8"	6000 (41.4 MPa)	0533359
3/8"	7500 (51.7 MPa)	0533347

IMPACT, POWRTEX & MULTIFINISH

	PART-NO.
Impact 340/400 Skid	0532921A
Impact 400 High Rider	0532922A
Impact 410 Skid	0532467A
Impact 410 High Rider	0532468A
Impact 440, 540, 640 (Skid/Low Rider)	805-207A
Impact 440, 540, 640 (High Rider)	805-233A
Impact 740, 840 (All Models)	805-236A
Impact 1040	0552603A
Impact 1140 (High Rider)	805-246A
PowrTex 1200 SF	800-710
Multifinish 440	805-207A

ELITE SERIES

	PART-NO.
Elite 3500	0537903

POWRBEAST SERIES

	PART-NO.
PowrBeast 4700	0537255
PowrBeast 4700T	0537268
PowrBeast 7700, 9700	0537256

POWRTWIN & HYDRA SERIES

	PART-NO.
PowrTwin 4900 Plus (All Models)	107-005
PowrTwin 6900 Plus (All Models)	236-005
PowrTwin 6900 Plus DI (All Models)	451-210
PowrTwin 8900 Plus, 12000 Plus (All Models)	236-015
PowrTwin 12000 Plus DI (All Models)	236-024
Hydra Pro IV	185-551A

POWRLINER SERIES

	PART-NO.
PowrLiner 2850	0290513A
PowrLiner 4950/4955 (All Models)	107-005
PowrLiner 6950/6955 (All Models)	236-005
PowrLiner 8950/8955 (All Models)	236-015

SIPHON FOR HYDRA X

	PART-NO.
Closed Drum Sealed Siphon	2426217
Flexible Tote Siphon	2410501

CONVERSION KIT FOR HYDRA X

	PART-NO.
Hydra X 4540 to 7230 Conversion Kit	2424618
Hydra X 7230 to 4540 Conversion Kit	2432905A

Note: Converting the 4540 to the 7230 will change the fl uid uid section pressure to 6900 psi. Converting the 7230 to the 4540 will change the fl uid uid section pressure to 4650 psi.

HOPPER

Perfect for small volumes of paint

	PART-NO.
Hopper 5 litre	341267
Hopper 20 litre	341266

SUCTION SYSTEMS

	PART-NO.
Large volume containers	2312715
Container Connector (for Elite 4500, PowrBeast, PowrTwin)	2371930
Container suction system, incl. C-couplin adapter for PowrTwin	349907



Hopper
20 litre



Large volume
containers



Container
Connector



Container
suction
system



LINESTRIPER ACCESSORIES

Ideal for all PowrLiner sprayers.



LAZYLINER ELITE

- 200-Watt lamp coil charging system
- Engine protection bumper bar
- Heavy-duty pneumatic tyres (16" x 6.5")
- Multi-position seat (forward/back, side to side)
- Height adjustable foot pedals
- Compatible with PowrLiner 2850–8955



LAZYLINER PRO

- Standard pneumatic tyres (16" x 4.5")
- Multi-position seat (forward/back, side to side)
- Height adjustable foot pedals
- Compatible with PowrLiner 2850–8955

SPECIFICATIONS	LAZYLINER ELITE	LAZYLINER PRO
Engine - Petrol	Honda GX 200 Electric or Pull Start	Honda GX160 Pull Start
Start	Pull or Electric	Pull
Speed - Forward	0 - 19 km/h	0 - 19 km/h
Speed - Reverse	0 - 11 km/h	0 - 11 km/h
Bumper / Engine Protection Bar	Included	sold separately - 0290646Z
PART NO.	0290040H	0290041H

LINE STRIPING - USEFUL ACCESSORIES



WindGuard Spray Shield



Handibead Bead Dispenser



Second Gun Kit



WINDGUARD SPRAY SHIELD

Spray shield protects spray pattern from wind, minimizing over-spray. Works well when applying diluted athletic field marking paints. Adjustable for easy "on the fly" line width changes – (10, 15 or 20 cm) and is easily removed from sprayer.

- Attaches to any Titan PowrLiner and most competitive models
- Spring loaded shields promote forgiveness on uneven surfaces
- Lightweight – only 2.5 kg

	PART NO.
WindGuard Spray Shield	0290623

HANDIBEAD GLASS BEAD DISPENSER

Apply glass beads with consistency and accuracy. Eliminates hand tossing glass beads on stop bar or crosswalk applications.

- Adjustable diffuser can disperse material up to 38 cm wide
- Includes 3 nozzles (small, medium and large)

	PART NO.
HandiBead glass bead dispenser	0290953A

SECOND GUN KIT

These gun kits come complete with mounting bracket, airless gun, 1.8 m x ¼" hose and line striping tip. Mounts on either side of 4950, 6950 and 8950 PowrLiner.

	PART NO.
RX-80 Gun Kit with manifold and pressure gauge (only for PL3500)	2422269
S-3 Gun Kit	759-138
S-5 Gun Kit	759-038

GLASS BEAD DISPENSING SYSTEMS

Includes hopper, hose and dispenser.

	PART NO.
1-Gun Kit (10 - 15 cm)	424-826
2-Gun Kit (10 - 15 cm)	424-836
1-Gun Kit (30 cm)	424-840
2-Gun Kit (30 cm)	424-841
Add a Second Dispenser to your 1-Gun Kit Second Dispenser with Hose (10 - 15 cm)	424-816

Compatible with: 4950, 4955, 6950, 6955, 8950, 8955, 4900XLT, 6900XLT and 8900XLT. LazyLiner and PowrLiner sold separately.




LINELASER KIT

100 m green LineLaser for clear visibility even in daylight conditions. Strong magnetic mount for individual fixation on all PowrLiner units.

- Can be powered with 12 V outlet on PL 6955 / 8955 models or with any 5 V powerbank (not included)
- Magnetic mount with tiltable arm to fixate the laser module in every position and angle needed
- Easy and fast installation and removal

	PART NO.
LineLaser kit	2436953




STENCIL KIT PL3500

Ideal setup for easy and fast stenciling work.

- Second gun with tip extension is stored securely for direct access
- Manifold with separate valves and a pressure gauge allows separate control over both guns.
- 2-piece mounting bracket with gun hook and anti-drip tray

	PART NO.
Stencil kit	2418165



SIDESTRIPER

Handheld marking arm. Extremely flexible and versatile for markings in confined areas.

- Perfect in use with RX-80 or S-3 marking gun
- Trigger extension for working in an upright position

	PART NO.
Sidestriper	759-150



SURETRAK FLOATING GUN KIT

Keeps the gun at the proper height from the surface for perfect lines over rough terrain.

- ▀ Works great on pavement, grass and turf
- ▀ Attaches to PowrLiner 4950, 4955, 6950, 6955, 8950 and 8955

	PART NO.
SureTrak Floating Gun Kit	759-120



SureTrak Floating Gun Kit

LAZYLINER TRAY

Use this attachable tray system as an option for carrying around additional items.

- ▀ For use on the LazyLiner Pro and Elite

	PART NO.
LazyLiner Pro Tray (must be added bumper 0290646Z)	0290645Z
LazyLiner Elite Tray	2413480



LazyLiner Tray




SMARTARM ASSEMBLY

Built to make line adjustments and transportation quick and easy.

- Pivots down for spraying and up for transportation/storage
- Locks in at any angle for curb striping
- Adjust gun height (fan pattern) up/down with the turn of a lever
- Automatically centers spray arm for easy set-up
- Graduated to return to your preferred spray position

	PART NO.
SmartArm Assembly	0290382



SmartArm Pivot System



SmartArm Lift System

CLEANING AND SERVICE FLUIDS

	PART NO.
Piston lube 0.12 l	314-481
Piston lube 0.24 l	314-480
Piston lube 0.94 l	700-926
Coolflo hydraulic oil 0.94 l	430-362
Coolflo hydraulic oil 3.78 l	430-361
LS-10 Liquid Shield Plus 0.94 l	2412657
PumpShield 0.35 l	297055



STRIPER ADD-ON ACCESSORIES

RECOMMENDED GUNS	PART NO.
RX 80 (2-Finger-Grip; incl. tip)	0538008
RX 80 (4-Finger-Grip; incl. tip)	0538007
RX Pro (2-Finger-Grip; incl. tip)	0538022
S-3 Gun, incl. tip	0550060

UPGRADES	PART NO.
45-Litres Hopper	759-130
Polyethylene 19-Litre Pail Cover	759-147
Turf Kit for PowrLiners 4955–8955	759-155
Cleaning Kit	10-500-P
PointerLine Visor	424-620
Hopper for PL 3500	0341267
20-Litres Hopper	0341266

LAZYLINER HITCHES	PART NO.
PowrLiner 2850	0290043Z
PowrLiner 3500 4500 hitch kit	537935
PowrLiner 4950/6950/8950, 4955/6955/8955, 4900/6900/8900xlt hitch kit	2430599
XLT models only: add updated axle with pre-drilled mounting holes	0290489A

The drivers are not shipped with a hitch; use chart to identify which hitch to order.



ENGINEERED FOR PERFECT LINES



THE INDUSTRY'S BEST PERFORMING FAN PATTERN

- Sprays razor sharp lines
- Consistent line width from the first gallon to the last

LONGEST LASTING STRIPING TIP IN THE MARKET

- Uniform film build for the life of the tip
- Less wasted paint equals more profit

NEW EASY-TO-READ TIP SIZES





- 421= 4" (10 cm) wide line (at 15 cm above the surface) with a 0.021" (0.533 mm) orifice



ORDER THE RIGHT TIP
Insert the Tip size

TIP SIZE
697- XXX

WHICH TIP DO I USE FOR WHICH JOB?

	SPORT FIELD LINES	ROAD LINES						CURB LINES	STOP OR CROSS WALK
									
DIMENSION CM	6	10	12	15/18	20 22.5	25 30	37.5	20	50
LOW VISCOSITY	213 ● 215 ●	417 ○		619 ○	619 ○ 621 ○	821 ○ 823 ●	825 ● 827 ●	2 x 621 ○	2 x 627 ●
HIGH VISCOSITY	217 ○ 219 ○	419 ○ 421 ○		619 ○ 621 ○	621 ○ 623 ●	825 ● 827 ● 829 ●	831 ● 835 ●	2 x 623 ●	2 x 631 ●

The indicated line widths are based on a distance of 15 cm between tip and surface.

To increase line widths e.g. 30 and 37.5 cm, extend the distance between tip and surface (lift up the gun).


Sort of filter ● ● ○ ●



■ SC-6+
Reversible Tip



■ TR' Line
Striping Tip



SC-6+ TIPS STENCILING. 662-XXX

		ORIFICE SIZE (INCHES)																				
FAN PATTERN WIDTH	INCHES	MM	.007	.009	.011	.013	.015	.017	.019	.021	.023	.025	.027	.029	.031	.033	.035	.039	.043	.045	.051	.055
	2–4	51–102	107	109	111	113	115	117														
	4–6	102–152	207	209	211	213	215	217	219	221	223	225	227	229	231	233	235					
	6–8	152–203	307	309	311	313	315	317	319	321	323	325	327	329	331	333	335					
	8–10	203–254	407	409	411	413	415	417	419	421	423	425	427	429	431	433	435	439	443	445	451	455
	10–12	254–305		509	511	513	515	517	519	521	523	525	527	529	531	533	535	539	543	545	551	555
	12–14	305–356		609	611	613	615	617	619	621	623	625	627	629	631	633	635	639	643	645	651	655
	14–16	356–406							719	721					731		735					
	16–18	406–457								821						831						
Flow (l/min)	---	0.19	0.34	0.45	0.68	0.91	1.17	1.47	1.78	2.15	2.53	2.95	3.44	3.89	4.42	4.99	6.20	7.52	8.24	10.58	12.32	

Maximum Working Pressure: 344 bar

TR' LINE STRIPING TIPS 697-XXX

			ORIFICE SIZE (INCHES)												
FAN PATTERN WIDTH	INCHES	MM	.013	.015	.017	.019	.021	.023	.025	.027	.029	.031	.035	.039	.043
	2	51	213	215	217	219									
	4	102	413	415	417	419	421	423	425	427	429	431	435	439	443
	6	152		615	617	619	621	623	625	627	629	631	635	639	643
	8–10	203-254					821	823	825	827	829	831	835	839	843
	Flow (l/min)	---	0.68	0.91	1.17	1.47	1.78	2.15	2.53	2.95	3.44	3.89	4.99	6.20	7.52

Maximum Working Pressure: 344 bar



FLAT TIPS 002-XXX

- Precision machined from the highest quality Tungsten Carbide
- Over 150 sizes available
- Pressure rated to 345 bar



		ORIFICE SIZE (INCHES)										
INCHES	MM	.007	.009	.011	.013	.015	.017	.018	.019	.021	.023	
FAN PATTERN WIDTH	2-4	51-102	107	109	111	115	117		119	121		
	4-6	102-152	207	209	211	213	215	217		219	221	225
	6-8	152-203		309	311	313	315	317	318	319	321	323
	8-10	203-254	407	409	411	413	415	417	418	419	421	423
	10-12	254-305	507	509	511	513	515	517	518	519	521	523
	12-14	305-356	607		611	613	615	617	618	619	621	623
	14-16	356-406				713	715	717		719	721	723
	16-18	406-457			811	813	815	817	818	819	821	823
	18-20	457-508				913	915		918			923
	20-22	508-559						1017			1021	
	22-24	559-610										
	24-26	610-660				1213	1215		1218		1221	1223
	26-28	660-711										
	Flow (LPM)	---	0.19	0.34	0.49	0.68	0.91	1.17	1.32	1.47	1.78	2.15

		ORIFICE SIZE (INCHES)																				
INCHES	MM	.025	.026	.027	.029	.031	.033	.035	.036	.039	.041	.042	.043	.047	.049	.052	.055	.058	.062	.072		
FAN PATTERN WIDTH	2-4	51-102																				
	4-6	102-152	225				231															
	6-8	152-203	325	327		331		336		342				352								
	8-10	203-254	425	426	427	429	431	433	435	436	439	441	443		449		452	472				
	10-12	254-305	525	527		529	531	535		536	539	543		549		552	558		562			
	12-14	305-356	625	626	627	631		633	635	636	641		643		652		655					
	14-16	356-406	725	727		731		735														
	16-18	406-457	825	827		831		835		836	839	843		847	862							
	18-20	457-508	925	926			931		936		962											
	20-22	508-559					1031															
	22-24	559-610								1136		1143										
	24-26	610-660	1226		1229		1231															
	26-28	660-711									1336											
	Flow (l/min)	---	2.53	2.76	2.95	3.44	3.89	4.42	4.99	5.29	6.20	6.84	7.18	7.52	9.00	9.75	11.00	12.32	13.68	15.65	21.09	



◀ No build



◀ Flat Tip



TIP GUARD

UNTHREADED	
TIP GUARD	PART NO.
No build Guard	0289228
Flat tip	0153003
Petrolket kit, 1/8" (12-pack) for flat tips	711-612

GUN FILTERS

For use with RX-Pro, RX-80, G-10, LX-30, LX-40, LX-50, LX-70.

UNTHREADED		
FILTERS	BULK PART NO.	2-PACK PART NO.
Coarse (Green)*	581-059	0089957
Medium (White)	581-060	0089958
Fine (Yellow)	581-062	0089959
Extra Fine (Red)	581-061	0089960

HELIX ACCESSORIES

Accessories for the Helix LP-15,
Helix FR-28 and Helix VR 2.3



LOW PRESSURE

PROPURGE GUNS

	PART NO.
Max Working Fluid Pressure	145 PSI (10 BAR)
Max Working Air Pressure	115 PSI (8 BAR)
PROPURGE GUN (6 pcs)	0153951

MAZE NOZZLES

	PART NO.
ROUND NOZZLE (6 x 25 pcs)	0153952

LP-15 HOSES & ACCESSORIES

	PART NO.
BALL VALVE ASSEMBLY (3 Pcs)	153979
HOSE TEMPERATURE SENSOR (Used On A or B Material Side)	0522116A
30 m HOSE ASSEMBLY	521236
60 m HOSE ASSEMBLY	521234

DRUM KIT

	PART NO.
Drum Convert Kit without Transferpump	153780



ProPurge Gun



Maze Nozzle

HIGH PRESSURE

PMC AP-2 SPRAY GUN

- Proven reliability
- Spray, blast and pour nozzles available
- 10-40 lb. operation / 1-4 GPM and 10-40 lbs.
- Lightweight and compact
- Modular design for ease of maintenance



	PART-NO.
Gun, Plural, A-2, -000	0138751
Gun, Plural, A-2, -00	0138750
Gun, Plural, A-2, -01	0138732
Gun, Plural, A-2, -02	0138799

	PART-NO.
Chamber 000 with drills	0153495
Chamber 00 with drills	0153433
Chamber 01 with drills	0153434
Chamber 02 with drills	0153435
Chamber 03 with drills	0153436
Chamber 04 with drills	0153437

AGITATOR

The Titan air driven agitator is intended for use in maintaining proper suspension and mix with industrial paints and coatings.

DESCRIPTION	22 LITRES	208 LITRES
Time to Mix Drum (minutes)	20-25	20-25
Air Consumption	6@100 PSI (.17 m3 / min @7 bar)	6@100 PSI (.17 m3 / min @7 bar)
Wetted Parts	SST	SST
Blade Style	Expanding	Expanding
Maximum Temperature	190° F / 88° C	190° F / 88° C
PART-NO.	0533002	0533003



TRANSFER PUMP

The Titan Transfer Pump is designed to pump extremely viscous products. The Transfer Pump is comprised of two components: an air motor and a fluid pump. The pneumatic-powered air motor

drives a piston within the fluid pump that creates suction and can draw material from 208 litres drums and deliver the material to the HELIX system.



DESCRIPTION	TT1	TT2
Ratio	1:1	2:1
GPM/LPM	4 GPM / 15.1 l/min	4 GPM / 15.1 l/min
Air Motor Size	2.0"	2.5"
Height (inches)	54" (137 cm)	54" (137 cm)
Trailer Height	78" (198 cm)	78" (198 cm)
Packing Material	PTFE	PTFE
Pump Material	SST	SST
Maximum Temperature	180° F / 82° C	190° F / 88° C
Maximum Inbound Air Pressure	180 PSI (12.4 Bar)	120 PSI (8 bar)
Maximum Fluid Pressure	180 PSI (12.4 Bar)	240 PSI (16 bar)
PART-NO.	0138762	0138760

KEEP YOUR EQUIPMENT CLEAN AND WORKING FOR YOU

No matter what the sprayer – hydraulic, gear-driven, petrol-powered or electric – if you want a long service life you will need to care for it with the same attention you care for your own car or truck. That means changing the oil, lubricating the piston, cleaning the unit, the gun and

the tip. Titan has all the products you need to keep your accessories and equipment clean and functioning in top condition.

PUMPRUNNER

PumpRunner prevents the inlet valve from drying out, ensures clean transport and reduces clean up time. Works on most high rider model sprayers.

Sprayer sold separately.



	PART-NO.
PumpRunner	0286008

LS-10 LIQUID SHIELD PLUS

Cleans and protects your spray system against rust and corrosion, extending the life of your pump.

► Includes anti-freeze protection



	PART-NO.
940 ml Bottle	2412657

PUMP SHIELD

Cover your sprayer to prevent paint overspray from sticking to it. Keeps your sprayer looking like new.

	PART-NO.
Pump Shield	0297055

PISTON LUBE

Specially formulated to prevent materials from adhering to the piston rod. Suitable for use with most airless piston pumps and Helix.



	PART-NO.
120 ml Bottle	314-481
240 ml Bottle	314-480
940 ml Bottle	700-926

PAINT MATE

Water-based coating additive that significantly improves atomization with HVLP sprayers without compromising the integrity of the coating.

	PART-NO.
940 ml Bottle	0508071

AIR CARE

Pneumatic equipment lubricant storage protector. Contains premium additives to extend life of equipment. 1 Qt. Bottle

	PART-NO.
940 ml Bottle	311-101

COOLFLO

Hydraulic Fluid for PowrTwin, Hydra and sealed hydraulic sprayers.

	PART-NO.
940 ml Bottle	430-362
3.78 l Bottle	430-361


PART RENU

Safely remove paint from spray guns and sprayer accessories. This non-flammable, water-based cleaner is environmentally safe, odor free and will not burn skin. Easily washes off with water.

► Starter Kit includes easy-to-use strainer

	PART-NO.
3.78 l Part Renu	0521423
18.92 l Starter Kit	0521010

NOTES





Sold exclusively through professional distributors
Visit us at: titantool-international.com



All information contained in this brochure is based on the latest information available at the time of printing. Titan reserves the right to make changes at any time, without notice. Due to continuous innovation, specifications may progressively change. Contact one of our dependable sales reps or call our dedicated customer service team for more information.

J. Wagner GmbH | Otto-Lilienthal-Str. 18 | 88677 Markdorf | Customer.Service-PF@wagner-group.com | titantool-international.com